



ECFS NEWSLETTER - Issue 48 -May 2015

- [1 - Letter from the President and President Elect](#)
- [2 - 12th Basic Science Conference](#)
- [3 - ECFS Tomorrow](#)
- [4 - Cystic Fibrosis Courses](#)
- [5 - Quality Management/Quality Improvement Course](#)
- [6 - ECFS Award 2015](#)
- [7 - Gerd Döring Award](#)
- [8 - Young Investigators Awards](#)
- [9 - Brussels 2015](#)
- [10 - Brussels 2015 - Smartphone Application](#)
- [11 - ECFS Annual General Meeting](#)
- [12 - Meetings at the Brussels Conference](#)
- [13 - Care-for-Rare Science Award 2015](#)
- [14 - Basel 2016](#)
- [15 - Upcoming Events](#)
- [16 - Current References in CF](#)

European Cystic Fibrosis Society
Kastanieparken 7,
7470 Karup, Denmark
Tel: +45 86 676260
Fax: +45 86 676290
Email: info@ecfs.eu
Website: www.ecfs.eu

Letter from the President and President-Elect

Dear Friends,

There has been a lot of activity at the ECFS since the last edition of our newsletter and here is a brief review of the special projects, what's new with our society and a few highlights of the upcoming 38th European Cystic Fibrosis Conference taking place in just a few weeks, this year in Brussels, Belgium.

Changes in the ECFS Board are already happening. Kris De Boeck as President Elect, has taken on the role of President and will officially start her 3 year mandate as ECFS President this June. Also, Stuart Elborn, Dominique Hubert and Milan Macek will be leaving the ECFS Board. On behalf of the ECFS, we extend our thanks for their excellent contributions; it has been a pleasure working with them. The results of the elections held this month will be presented during the Annual General Assembly (AGM) in Brussels. We would like to thank all who have submitted their vote and we very much hope that as many of you as possible will attend the AGM. We value your involvement and it is really important to have members contribute to elections and input new ideas.

More information on the AGM will appear further down in the newsletter.

In January, the **ECFS Clinical Trials Network** and the **ECFS Patient Registry** held their Steering Group meetings in Barcelona, Spain. With the two groups meeting in parallel, there was an excellent opportunity for all to meet, discuss common subjects and review ways of cooperation. Both the CTN and ECFSPR remain key projects of the Society. The support of several national organisations continues to be greatly appreciated and we look forward to working closely with them and increasing our partnerships in the future.

The **12th ECFS Diagnostic Network Working Group** Meeting took place in Warsaw, Poland, 12-14 February 2015, hosted by Dorota Sands. An important part of the DNWG meetings is the contribution of Young Investigators. We were able to support Young Investigators (under 35 years of age) selected for their scientific work through Travel Grants (max 250€). Young Investigators from Italy, Poland and Germany presented their work during the meeting. The full meeting report is available on the ECFS website [here](#).

The **ECFS Basic Science Conference** was held in Albufeira, Portugal, 25-28 March. With a record number of abstracts and of attendees, the conference was a resounding success. We would like to thank the organizers, Marc Chanson (CH), Fred Becq (FR) and Martina Gentzsch (US) for putting together a high quality programme. The [abstract book](#) is available on the ECFS website.

Finally, we are happy to announce that the second Edition of the ECFS Book, **Living Longer with Cystic Fibrosis**, will be available at the Brussels conference. Many thanks go to Dominique Hubert and Nicholas Simmonds, Editors of the book for their hard work. We hope that this book will help to attract more adult care physicians to the field of CF. The book will be offered to all ECFS members.

We are rapidly approaching our summer conference in Brussels and the final preparations are well under way. The Scientific Committee has put together an outstanding programme and we have some exciting new basic research and results from clinical trials to discuss. You can find the [final programme](#) on the ECFS website. We would like to thank the Scientific Committee and the Steering Committee for all their hard work over the last year in preparing the programme, selecting the abstracts and sorting the various sessions. Besides the conference Smartphone Application featuring the programme and other useful information, other recent initiatives include the Interactive Case studies session, some morning 'meet the experts' sessions and the ECFS Tomorrow lounge aimed at young investigators interested in building their career in Cystic Fibrosis. You can find more about the Interactive sessions and the ECFS Tomorrow further in this newsletter.

This year, we are also running a one day Quality management/Quality Improvement course on 09 June and a one day CF Course on 10 June. Both courses have been awarded 6 credit points for continuing medical education.

As part of our commitment to support young researchers, three Young Investigators Awards and 21 travel grants have been awarded to young investigators based on the merit of their abstract submissions.

Please don't miss a visit to the "CF Community" booth area in the Exhibition Hall for information on the various initiatives and programmes. There will be representatives from the ECFS, the ECFS-Clinical Trials Network, the ECFS Patient Registry, Elsevier (JCF Publisher), CF Europe, The Belgian CF association and CF Worldwide.

Many thanks, as always, to Dr. Henry Ryley for compiling the current references in Cystic Fibrosis contained at the end of this Newsletter.

Please contact us if you have news items you would like to have included in future Newsletters or published on our website.

Yours sincerely,

Stuart Elborn, ECFS President

Kris De Boeck, ECFS President Elect

12th ECFS Basic Science Conference - Albufeira, Portugal

The **ECFS Basic Science Conference** was held in Albufeira, Portugal between 25-28 March. With a record number of abstracts and of attendees (close to 200), the conference was a resounding success. Grateful thanks to the organisers, Marc Chanson (CH), Frédéric Becq (FR) and Martina Gentzsch (US) for putting together a high quality programme. The [abstract book](#) is available on the ECFS website.



At the ECFS Conference in Brussels, Frédéric Becq will present the Highlights of the 12th ECFS Basic Science Conference in the Late Breaking Science session (WS22 – Friday 12 June - 17:00-18:30)

ECFS Tomorrow



Last year we launched the “ECFS Tomorrow” initiative in Gothenburg. We received a positive feedback and we are happy to prepare its second edition in Brussels.

We see the ECFS Tomorrow as a means to improve one of the fundamental objectives of the society – to support and engage young scientists working in the field of Cystic Fibrosis.

It is essential to provide professionals who are new to the community with opportunities to connect in a meaningful way with current leaders and experts. In turn, the new generation of specialists bring up-to-date approaches and practices to the wealth of experience that already exists within the society’s ranks. Over the four days of conference, people from our multidisciplinary community researching and treating Cystic Fibrosis will come together at the ECFS Tomorrow Lounge to exchange ideas, partake in the ECFS Lounge Programme or simply take a moment to pause and reflect on the themes of the day.

Two workshops will be given at the Lounge

On Thursday night, we will also organise a special ECFS tomorrow networking event outside the conference centre. In a traditional Belgian beer pub, teams will have the possibility to play a Quiz on CF and ... on Beer and Belgium! The prize for the winner will be a free registration to the ECFS Conference in Basel next year. At 10 pm there will be a performance of rock/blues band Sticky Fingers which was initially co-founded by Harm Tiddens, with special guest Dominik Hartl on guitar! Not to be missed!

Cystic Fibrosis Courses

- A one day CF Course is organised in Brussels on Wednesday 10 June, the day of the Opening of the 38th European CF Conference.

The course is intended for early career medical and paramedical health care workers involved in CF care and /or CF research. This course has been granted 6 CME credits by the European Accreditation Council for Continuing Medical Education (EACCME).

Click [here](#) for more details on the programme.

- The ERS and the ECFS will jointly organise a course on Cystic Fibrosis in Prague, Czech Republic, on 19-21 November 2015.

This course approaches the disease of CF from a multi-disciplinary and collaborative approach. The important topics of epidemiology, diagnosis, pathophysiology of CF, treatment, and psychological issues are covered, as well as the key factors involved in the organisation of CF care. Two specific tracks will be available for paediatric and adult care.

This course has been granted 17 CME credits by the European Accreditation Council for Continuing Medical Education (EACCME). The number of credits that you will receive corresponds to your attendance during the course.

Click [here](#) for more details on the programme.

Quality Management/ Quality Improvement Course

Education is one of the major objectives for the ECFS. This year a one day course on Quality Management/Quality Improvement is organised in Brussels on Tuesday 9 June.


The course is intended for CF centre directors and co-workers from all European countries with a special interest in quality management/quality improvement tools. This course has been granted 6 CME credits by the European Accreditation Council for Continuing Medical Education (EACCME).

ECFS Award 2015

The ECFS Award is given annually to honour a person who has made an outstanding contribution to our basic understanding of Cystic Fibrosis or to the treatment or care of patients with Cystic Fibrosis.

This year the award goes to Dr. Carlo Castellani. The ECFS wishes to recognise and honour the significant contribution of Dr. Castellani to neonatal screening and the genetic diagnosis of people with Cystic Fibrosis

and to the European Cystic Fibrosis Society. As an ECFS Board member, he led some key consensus conferences which have led to highly cited consensus statements on neonatal screening and genetic diagnosis. Most recently, he superbly led the Standards of Care Consensus which was an enormous piece of work likely to impact on CF care throughout Europe.



Gerd Döring Award

Professor Gerd Döring was an outstanding leader of the ECFS. During his mandates as ECFS President, he initiated a highly successful annual conference on basic science and consensus conferences on the treatment of lung infection, early intervention and prevention of lung disease, drug inhalation and related devices, nutrition, along with recommendations for several clinical trials in Cystic Fibrosis, which have had a significant impact on treatment.


The support of young investigators was a high priority for him and to honour his enormous contribution, the ECFS has initiated a Gerd Döring Award that will be given annually to honour an exceptional early career young European scientist.

The award is primarily judged on a paper published in the previous 3 calendar years, which has made a significant impact on the understanding or treatment of Cystic Fibrosis. This year, the Gerd Döring Award has been granted to Ms Florijn Dekkers, in acknowledgement of her recent remarkable contribution to Cystic Fibrosis. The Award, which includes a monetary grant of 5.000 Euro to support research, will be presented during the Opening Plenary of the Brussels Conference on 10 June.

Florijn Dekkers started her PhD project in 2010 in Jeffrey Beekman's lab in Utrecht, The Netherlands. She rapidly learned to culture intestinal organoids, a stem cell-based culture technology that allows rapid and limitless expansion of subject-specific tissue. Within 18 months of the observation, Nature Medicine accepted her first paper describing forskolin induced swelling of intestinal organoids as disease model for CF. This was the first disease model described in adult stem cultures with great impact on CF diagnosis, drug discovery and personalized medicine. This paper described a novel functional CFTR assay in organoids generated from rectal tissue biopsies that were leftovers from diagnostics. This simple and robust assay relies on CFTR-dependent phenotypic organoid swelling induced by forskolin, and can be used to quantitate the residual subject-specific CFTR function and response to CFTR-modulating drugs.

Importantly, organoids from individuals with either different or identical CFTR mutations responded differently to medication.

Florijn will present her research in the Late Breaking Science Session, Friday, June 12, 17:00 – 18:30 in Hall 100.



ECFS Young Investigators Awards

Following the recommendations of the Scientific Committee during the abstracts review process, the ECFS wishes to commend the quality of the work presented in the abstracts of some young investigators under the age of 35 having applied for the award.

The Young Investigator Award includes a monetary grant of € 750, a free registration to the Conference, and a 2015 ECFS membership subscription.

We wish to extend our congratulations to the following Young Investigators:



[Susanne Dittrich](#)

Susanne Dittrich is a clinician scientist at the Translational Lung Research Center Heidelberg (TLRC), member of the German Center for Lung Research (DZL) and the Molecular Medicine Partnership Unit (MMPU), University of Heidelberg. In 2013, she graduated from medical school at the Dresden University of Technology, where she conducted her experimental M.D. thesis on pulmonary inflammation in acute respiratory distress syndrome. This was associated with a research stay at the Massachusetts General Hospital, Boston (USA). In 2015, Susanne Dittrich was awarded with the HRCMM (Heidelberg Research Center for Molecular Medicine) Career Development Fellowship.

[About the research presented at the 38th European CF Conference, abstract number ePS06.3:](#)

Neutrophilic airway inflammation is a hallmark of Cystic Fibrosis (CF). Previous studies identified free neutrophil elastase (NE) in bronchoalveolar lavage fluid and sputum as a key risk factor for early bronchiectasis and decline in lung function in CF. Until now, studies have focused on soluble NE activity

in supernatants of airway secretions, while little is known about the relevance of membrane-associated NE activity on the surface of inflammatory cells. In the presented work, NE activity was quantified on sputum neutrophils of 37 patients with CF, using a novel approach based on Foerster resonance energy transfer. Correlations with pulmonary function indices (FEV1 % predicted, residual volume) revealed that membrane-associated NE activity might be a valuable biomarker in CF lung disease.

Rebecca Keyte

Rebecca completed her undergraduate Psychology degree with First Class Honours at Birmingham City University in 2014. Alongside her undergraduate degree, Rebecca worked in a variety of positions within the field of psychology: As a research assistant investigating interpersonal partner coercion and manipulation amongst young people; as a volunteer at “Addactions” drug and alcohol rehabilitation centre; as a volunteer at “Resources for Autism”; and as an “AimHigher” secondary school mentor.



Rebecca was awarded school scholarship and started studying for her PhD at Birmingham City University in 2014. Rebecca’s doctoral research is investigating the role of health beliefs in predicting and explaining risky health behaviours within Cystic Fibrosis patients. Alongside studying for her PhD, Rebecca is a Visiting Lecturer in Psychology.

About the research presented at the 38th European CF Conference, abstract number ePS03.1:

The increasing life expectancy within the Cystic Fibrosis population is creating manifold challenges for patients in independently maintaining their complex and time consuming treatment regimen. To improve adherence, factors associated with compliance need to be identified.

We therefore investigated the relationships between the beliefs of Cystic Fibrosis adults about their treatment and reported adherence. Participants completed the Hospital Anxiety and Depression Scale and the Beliefs about Medicine Questionnaire. Adherence to pancreatic enzymes, vitamins, physiotherapy and exercise was recorded over two days using daily telephone diaries. It was concluded that in this research, beliefs about treatment did not predict adherence well, demonstrating the need to further investigate the experiences of people with Cystic Fibrosis in relation to health behaviours. Research utilising qualitative interviews is under way to better understand the health related practices and their potential interrelationships with identity and values, and how these relate to adherence. This research will help to develop tools for health professionals to use with young people to discuss risky health behaviours in a way which reflects their experiences and acknowledges the particular issues for this population.



Emma Reece

Emma Reece graduated from University College Dublin with an Honours Degree in Biochemistry and Molecular Biology in 2010. Currently she is a PhD student in the department of Clinical Microbiology in Trinity College Dublin. Her research focuses on *Pseudomonas aeruginosa* and *Aspergillus fumigatus* co-infections in patients with Cystic Fibrosis and understanding how these pathogens interact with each other, the host and how they impact on disease progression. This research is funded by the National Children's Hospital Tallaght.

About the research presented at the 38th European CF Conference, abstract number ePS02.3:

Pseudomonas aeruginosa and *Aspergillus fumigatus* are the most common bacterial and fungal pathogens isolated from Cystic Fibrosis (CF) airways. This research aims to investigate how these two pathogens interact at the CF bronchial epithelial (CFBE) cell surface, contributing to CF lung disease.

P. aeruginosa (mucoid and non-mucoid) and *A. fumigatus* isolates from colonised CF patients were studied. The effect of *P. aeruginosa* and *A. fumigatus* co-infection on the host immune response was examined by ELISAs for pro-inflammatory cytokines, IL-6 and IL-8. The signalling pathways involved in activating this inflammatory response were investigated employing MAP kinase inhibitors and ELISA.

P. aeruginosa isolates inhibited or reduced the growth of *A. fumigatus* isolates in a strain-dependent manner. A greater pro-inflammatory response was observed when CFBEs were infected with the non-mucoid *P. aeruginosa* isolates compared to the mucoid isolates.

CFBE pro-inflammatory response to co-infections was significantly lower than the cumulative inflammatory response predicted. The co-infection induced IL-6 and IL-8 response occurs via the ERK and p38 MAPK pathways.

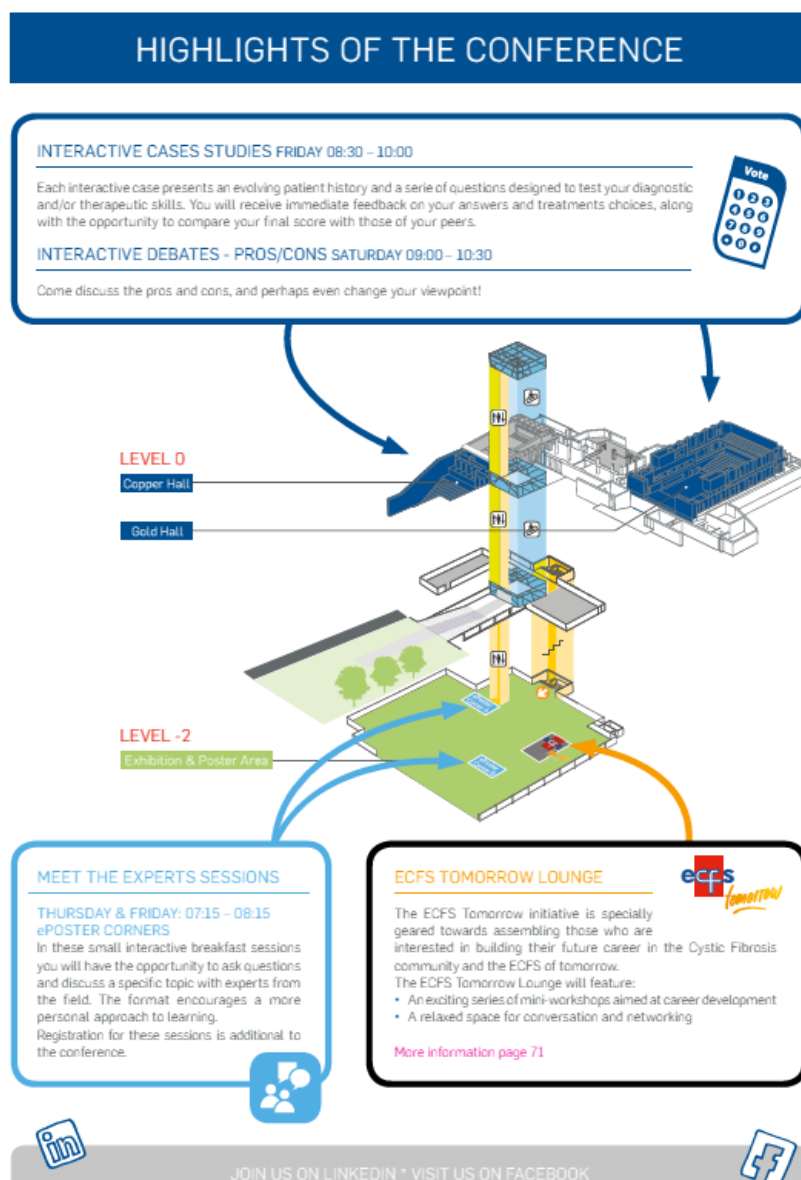
This study demonstrates *P. aeruginosa* is capable of inhibiting the growth of *A. fumigatus*. The competition between these microbes may result in a reduced airway inflammatory response which could allow these microbes to chronically co-colonise the CF airways.

Brussels Conference

The annual ECFS conference taking place in Belgium is fast approaching. My thanks go to the Scientific Committee and the Steering Group for putting together a stimulating programme. This is a long collaboration, which has resulted in the best possible scientific programme and we are excited to provide a forum for the latest news from international experts.

You can find all the details about the scientific programme [here](#).

- Hereafter are some highlights of the conference. **Looking forward to seeing you in Belgium!**



Brussels 2015 Smartphone Application

The number of delegates using the Conference Smartphone App increases every year.

Through the app, you will be able to view information on the scientific programme, the exhibitors, the abstracts and ePosters. The ECFS 2015 Conference App is designed to enhance the experience of the participants before, during and after the Conference. Further information is available on the Brussels website and the App is anticipated ready to download in early June.

ECFS Annual General Meeting @ Brussels 2015

The Annual General Meeting will be held on Wednesday, 10 June 2015, 17:00-18:00, at the Square Conference Centre in Brussels, Hall 400.

The Annual General Meeting agenda:

1. President's Report – Kris De Boeck
2. Secretary's Report – Milan Macek
3. Treasurer's Report – Tacjana Pressler
4. Election results – Milan Macek
5. Update on Journal of Cystic Fibrosis – Scott Bell
6. CTN Report – Tim Lee
7. ECFS Patient Registry Report – Ed McKone
8. ECFS Working Group Reports (click on the hypertext to open the annual reports)
 - [Diagnostic Network Working Group](#) – Nico Derichs
 - [Neonatal Screening Working Group](#) – Kevin Southern
 - [Exercise Working Group](#) – Helge Hebestreit
9. Presentation of the 2016 European CF Conference – Marc Chanson
10. Any Other Business

Meetings at the Brussels Conference

In addition to the scientific programme, there are the following courses and special group meetings

TUESDAY, JUNE 9

08:15 – 16:45	Physiotherapy Short Course – Beyond the lungs – Musculoskeletal dysfunction in CF**	Room 211+212
08:30 – 17:30	ECFS Board Meeting*	Room 202
08:30 – 17:00	Quality Management / Quality improvement Course**	Room 204

WEDNESDAY, JUNE 10

08:00 – 16:30	International Nurse Specialist Group/CF Meeting**	Room 201 A/B
08:15 – 12:30	Physiotherapy Short Course – Beyond the lungs – Musculoskeletal dysfunction in CF**	Room 211+212
08:30 – 15:30	ECFS CTN Training & Development*	Room 202
09:00 – 18:15	CF Course**	Room 204
09:30 – 12:30	CFE/ECFS Joint Symposium - Access to new therapies: How can patient organisations, researchers, health professionals, authorities and industry contribute?	Hall 400
09:00 – 13:45	ECFS Exercise Working Group*	Room 311
09:00 – 16:30	European Cystic Fibrosis Nutrition Group Meeting	Room 213+215
09:30 – 15:00	ECFS Neonatal Screening Working Group Meeting	Arc Room
09:30 – 16:00	European Psychosocial Special Interest Group (EPSIG) Meeting**	Room 206

12:30 – 14:00	International Physiotherapy Group for Cystic Fibrosis (IPG/CF) - Annual General Meeting*	Room 211+212
13:00 – 16:00	Journal of Cystic Fibrosis (JCF) Editorial Board Meeting*	Room 203
13:15 – 17:00	ECFS CTN Steering Group Meeting*	Room 202
14:00 – 16:00	ECFS Patient Registry Executive Committee Meeting*	Room 311
14:30 – 17:00	Physiotherapy Case Presentations	Room 211+212
15:15 – 17:00	ACTIVATE-CF Meeting*	Arc Room
16:00 – 17:00	ECFS Patient Registry Harmonisation group Meeting*	Room 311
16:00 – 18:00	CF Pharmacists Meeting	Room 214-216
17:00 – 18:00	ECFS Annual General Meeting*	Hall 400

THURSDAY, JUNE 11

12:30 – 14:30	ECFS CTN Standardisation Committee Meeting	Hall 400
12:30 – 13:30	ECFS Patient Registry Data Quality Project Group Meeting	Hall 100
13:00 – 14:00	UK Newborn Screening Special Interest Group Meeting*	Silver Hall
13:30 – 14:30	ECFS Patient Registry – Meeting for Interested Parties	Hall 100
14:00 – 16:00	UK Cystic Fibrosis Trust Meeting*	Room 202
18:30 – 20:30	ECFS CTN Blood Inflammatory Markers Standardisation Group Meeting*	Gold Hall
18:00 – 19:30	ECFS Patient Registry Training Reports & Encounters*	Arc Room
19:00 – 20:00	European CF Registry Forum*	Copper Hall

FRIDAY, JUNE 12

12:30 – 14:30	ECFS Diagnostic Network Working Group Meeting	Hall 100
12:30 – 14:30	ECFS Patient Registry Steering Group Meeting*	Silver Hall

SATURDAY, JUNE 13

13:30 – 18:00	ECFS Scientific Committee Meeting - Basel 2016*	Room 213+215
---------------	---	--------------

* closed meeting ** extra registration required

Care-for-Rare Science Award 2015

Many rare diseases remain incurable up to date. Only through enhanced research activities and international cooperation the fortune of many children can be changed. The Care-for-Rare Foundation supports children cross-borders in order to give them hope for treatment – no matter what nationality, ethnic origins and financial background they present.

Endowed with 50.000 Euro, the Care-for-Rare Science Award, sponsored by the Werner Reichenberger Foundation, should give young scientists the chance to initiate a basic or clinical research project in the field of rare diseases. The science award shall promote creative scientific ideas, contribute to a better understanding of the biological mechanisms leading to rare diseases and to the development of new diagnostic and/or therapeutic strategies. Criteria for the selection of the award winner are scientific

excellence, interdisciplinarity and project relevance for clinical-translational research involving the affected patients. The focus is on rare diseases which manifest during childhood.

Application Deadline: 15 August 2015

Please click [here](#) for more details

Basel 2016

Looking forward to 2016, it is a pleasure to announce that Dr. Marc Chanson, Prof. Jürg Barben and Prof. Alex Möller have accepted to respectively be the President and Vice-Presidents of the conference in Basel.

Upcoming Events

- ECFS Board Meeting - 09 June 2015 - Brussels, Belgium
- ECFS Annual General Assembly – 10 June 2015 – Brussels, Belgium
- [38th European CF Conference - 10-13 June 2015 – Brussels, Belgium](#)
- [2015 European Respiratory Society Congress - 26-30 September 2015 - Amsterdam, The Netherlands](#)
- [North American CF Conference - 08-10 October 2015 - Phoenix, AZ, United States](#)
- DNWG meeting – February 2016 – London, United Kingdom
- [39th European CF Conference – 08-11 June 2016, Basel, Switzerland](#)

CF References

Adults & Adolescents

Conrad DJ., Bailey BA.

Multidimensional Clinical Phenotyping of an Adult Cystic Fibrosis Patient Population
PLoS One 2015; 10: 3:e0122705

Frayman KB., Sawyer SM.

Sexual and reproductive health in cystic fibrosis: a life-course perspective
Lancet Respiratory Medicine 2015; 3: 70 - 86

Grigoriadis C., Tympa A., Theodoraki K.

Cystic fibrosis and pregnancy: counseling, obstetrical management and perinatal outcome
Investigacion Clinica 2015; 56: 66 - 73

Helms SW., Dellon EP., Prinstein MJ.

Friendship Quality and Health-Related Outcomes Among Adolescents With Cystic Fibrosis
Journal of Pediatric Psychology 2015; 40: 349 - 358

Roggen I., Louis O., Van Biervliet S., Van Daele S., Robberecht E., De Wachter E., Malfroot A., De Waele K., Gies I., Vanbesien J., De Schepper J.

Quantitative Bone Ultrasound at the Distal Radius In Adults with Cystic Fibrosis
Ultrasound In Medicine And Biology 2015; 41: 334 - 338

Animal Model

Bronckers ALJJ., Lyaruu DM., Guo J., Bijvelds MJC., Bervoets TJM., Zandieh-Doulabi B., Medina JF., Li Z., Zhang Y., DenBesten PK.

Composition of mineralizing incisor enamel in cystic fibrosis transmembrane conductance regulator-deficient mice
European Journal of Oral Sciences 2015; 123: 9 - 16

Liu JH., Walker NM., Ootani A., Strubberg AM., Clarke LL.

Defective goblet cell exocytosis contributes to murine cystic fibrosis-associated intestinal disease
Journal of Clinical Investigation 2015; 125: 1056 - 1068

Njoroge SW., Laposata M., Boyd KL., Seegmiller AC.

Polyunsaturated fatty acid supplementation reverses cystic fibrosis-related fatty acid abnormalities in CFTR (-/-) mice by suppressing fatty acid desaturases
Journal of Nutritional Biochemistry 2015; 26: 36 - 43

Olivier AK., Gibson-Corley KN., Meyerholz DK.

Animal models of gastrointestinal and liver diseases. Animal models of cystic fibrosis: gastrointestinal, pancreatic, and hepatobiliary disease and pathophysiology
American Journal of Physiology-Gastrointestinal and Liver Physiology 2015; 308: G459 - G471

Uc A., Olivier AK., Griffin MA., Meyerholz DK., Yao JR., Abu-El-Haija M., Buchanan KM., Calderon OGV., Abu-El-Haija M., Pezzulo AA., Reznikov LR., Hoegger MJ., Rector MV., Ostedgaard LS., Taft PJ., Gansemer ND., Ludwig PS., et al

Glycaemic regulation and insulin secretion are abnormal in cystic fibrosis pigs despite sparing of islet cell mass
Clinical Science 2015; 128: 131 - 142

Yan ZY., Stewart ZA., Sinn PL., Olsen JC., Hu J., McCray PB., Engelhardt JF.

Ferret and Pig Models of Cystic Fibrosis: Prospects and Promise for Gene Therapy
Human Gene Therapy Clinical Development 2015; 26: 38 - 49

Antimicrobials

Abbott IJ., Peleg AY.

Stenotrophomonas, Achromobacter, and Nonmeloid Burkholderia Species: Antimicrobial Resistance and Therapeutic Strategies
Seminars in Respiratory and Critical Care Medicine 2015; 36: 99 - 110

Al-Malky G., Dawson SJ., Sirimanna T., Bagkeris E., Suri R.

High-frequency audiometry reveals high prevalence of aminoglycoside ototoxicity in children with cystic fibrosis
Journal of Cystic Fibrosis 2015; 14: 248 - 254

Awad S., Williams DK., Berlinski A.

Longitudinal Evaluation of Compressor/Nebulizer Performance
Respiratory Care 2014; 59: 1053 - 1061

Bos AC., van Holsbeke C., de Backer JW., van Westreenen M., Janssens HM., Vos WG., Tiddens HAWM.

Patient-Specific Modeling of Regional Antibiotic Concentration Levels in Airways of Patients with Cystic Fibrosis: Are We Dosing High Enough?
PLoS One 2015; 10: 3:e0118454

Busetti A., Shaw G., Megaw J., Gorman SP., Maggs CA., Gilmore BF.

Marine-Derived Quorum-Sensing Inhibitory Activities Enhance the Antibacterial Efficacy of Tobramycin against Pseudomonas aeruginosa
Marine Drugs 2015; 13: 1 - 28

Canton R., Maiz L., Escribano A., Oliveira C., Oliver A., Asensio O., Gartner S., Roma E., Quintana-Gallego E., Salcedo A., Giron R., Barrio MI., Pastor MD., Prados C., Martinez-Martinez MT., Barberan J., Caston JJ., et al

Spanish Consensus on the Prevention and Treatment of Pseudomonas aeruginosa Bronchial Infections in Cystic Fibrosis Patients
Archivosde Bronconeumologia 2015; 51: 140 - 150

Charrier C., Rodger C., Robertson J., Kowalczyk A., Shand N., Fraser-Pitt D., Mercer D., O'Neil D.

Cysteamine (Lynovex (R)), a novel mucoactive antimicrobial & antibiofilm agent for the treatment of cystic fibrosis
Orphanet Journal of Rare Diseases 2014; 9: ArNo: 189

Deacon J., Abdelghany SM., Quinn DJ., Schmid D., Megaw J., Donnelly RF., Jones DS., Kissenpfennig A., Elborn JS., Gilmore BF., Taggart CC., Scott CJ.

Antimicrobial efficacy of tobramycin polymeric nanoparticles for Pseudomonas aeruginosa infections in cystic fibrosis: Formulation, characterisation and functionalisation with dornase alfa (DNase)
Journal of Controlled Release 2015; 198: 55 - 61

Falagas ME., Trigkidis KK., Vardakas KZ.

Inhaled antibiotics beyond aminoglycosides, polymyxins and aztreonam: A systematic review
International Journal of Antimicrobial Agents 2015; 45: 221 - 233

Hansen C., Skov M.

Evidence for the efficacy of aztreonam for inhalation solution in the management of Pseudomonas aeruginosa in patients with cystic fibrosis
Therapeutic Advances in Respiratory Disease 2015; 9: 16 - 21

Hennig S., Holthouse F., Staatz CE.

Comparing Dosage Adjustment Methods for Once-Daily Tobramycin in Paediatric and Adolescent Patients with Cystic Fibrosis
Clinical Pharmacokinetics 2015; 54: 409 - 421

Hewer SCL., Smyth AR.

Antibiotic strategies for eradicating Pseudomonas aeruginosa in people with cystic fibrosis
Cochrane Database of Systematic Reviews 2014; : 11:CD004197

Jenkins R., Wootton M., Howe R., Cooper R.

A demonstration of the susceptibility of clinical isolates obtained from cystic fibrosis patients to manuka honey
Archives of Microbiology 2015; 197: 597 - 601

Kasperbauer SH., De Groote MA.

The Treatment of Rapidly Growing Mycobacterial Infections
Clinics in Chest Medicine 2015; 36: 67 - 78

Kramer R., Sauer-Heilborn A., Welte T., Jauregui R., Brettar I., Guzman CA., Hofle MG.

High Individuality of Respiratory Bacterial Communities in a Large Cohort of Adult Cystic Fibrosis Patients under Continuous Antibiotic Treatment
PLoS One 2015; 10: 2:e0117436

Li YW., Zhang XQ., Wang CX., Hu Y., Niu XB., Pei DX., He ZQ., Bi YY.

Characterization by phenotypic and genotypic methods of metallo-beta-lactamase-producing *Pseudomonas aeruginosa* isolated from patients with cystic fibrosis
Molecular Medicine Reports 2015; 11: 494 - 498

Lopez-Causape C., Rojo-Molinero E., Macia MD., Oliver A.

The problems of antibiotic resistance in cystic fibrosis and solutions
Expert Review of Respiratory Medicine 2015; 9: 73 - 88

Moore JE., Alcorn M., Ara W., Millar BC., McCaughan J., Rendall JC., McNeilly J., Kuribayashi T., Yamamoto S., Matsuda M., Goldsmith CE., Elborn JS., Downey DG.

Do veterinary antibiotics have efficacy against highly resistant Gram-negative pathogens from patients with cystic fibrosis?
International Journal of Antimicrobial Agents 2015; 45: 93 - 95

Moreau-Marquis S., Coutermarsh B., Stanton BA.

Combination of hypothiocyanite and lactoferrin (ALX-109) enhances the ability of tobramycin and aztreonam to eliminate *Pseudomonas aeruginosa* biofilms growing on cystic fibrosis airway epithelial cells
Journal Of Antimicrobial Chemotherapy 2015; 70: 160 - 166

Pastor M., Moreno-Sastre M., Esquisabel A., Sans E., Vinas M., Bachiller D., Asensio VJ., Del Pozo A., Gainza E., Pedraz JL.

Sodium colistimethate loaded lipid nanocarriers for the treatment of *Pseudomonas aeruginosa* infections associated with cystic fibrosis
International Journal of Pharmaceutics 2014; 477: 485 - 494

Pecellin ID., Gallego EQ., Solano CP., Acuna CC.

Role of omalizumab in the management of allergic bronchopulmonary aspergillosis in patients with cystic fibrosis
Medicina Clinica 2015; 144: 190 - 191

Perez LRR., Limberger MF., Costi R., Dias CAG., Barth AL.

Evaluation of tests to predict metallo-beta-lactamase in cystic fibrosis (CF) and non-(CF) *Pseudomonas*
Brazilian Journal of Microbiology 2014; 45: 835 - 839

Philly JV., Griffith DE.

Treatment of Slowly Growing Mycobacteria
Clinics in Chest Medicine 2015; 36: 79 - 90

Podnecky NL., Rhodes KA., Schweizer HP.

Efflux pump-mediated drug resistance in *Burkholderia*
Frontiers in Microbiology 2015; 6: ArtNo: 305

Prescott WA.

A Survey of Extended-Interval Aminoglycoside Dosing Practices in United States Adult Cystic Fibrosis Programs
Respiratory Care 2014; 59: 1353 - 1359

Ratjen A., Yau Y., Wettlaufer J., Matukas L., Zlosnik JEA., Speert DP., LiPuma JJ., Tullis E., Waters V.

In Vitro Efficacy of High-Dose Tobramycin against *Burkholderia cepacia* Complex and *Stenotrophomonas maltophilia* Isolates from Cystic Fibrosis Patients
Antimicrobial Agents and Chemotherapy 2015; 59: 711 - 713

Saussereau E., Vachier I., Chiron R., Godbert B., Sermet I., Dufour N., Pirnay JP., De Vos D., Carrie F., Molinari N., Debarbieux L.

Effectiveness of bacteriophages in the sputum of cystic fibrosis patients
Clinical Microbiology and Infection 2014; 20: O983 - O990

Schogler A., Kopf BS., Edwards MR., Johnston SL., Casault C., Kieninger E., Jung A., Moeller A., Geiser T., Regamey N., Alves MP.

Novel antiviral properties of azithromycin in cystic fibrosis airway epithelial cells
European Respiratory Journal 2015; 45: 428 - 439

Shteinberg M., Elborn JS.

Use of Inhaled Tobramycin in Cystic Fibrosis
Advances In Therapy 2015; 32: 1 - 9

Solleti VS., Alhariri M., Halwani M., Omri A.

Antimicrobial properties of liposomal azithromycin for *Pseudomonas* infections in cystic fibrosis patients
Journal of Antimicrobial Chemotherapy 2015; 70: 784 - 796

Stass H., Delesen H., Nagelschmitz J., Staab D.

Safety and Pharmacokinetics of Ciprofloxacin Dry Powder for Inhalation in Cystic Fibrosis: A Phase I, Randomized, Single-Dose, Dose- Escalation Study
Journal Of Aerosol Medicine And Pulmonary Drug Delivery 2015; 28: 106 - 115

Stockmann C., Hillyard B., Ampofo K., Spigarelli MG., Sherwin CMT.

Levofloxacin inhalation solution for the treatment of chronic *Pseudomonas aeruginosa* infection among patients with cystic fibrosis
Expert Review of Respiratory Medicine 2015; 9: 13 - 22

Tai AS., Kidd TJ., Whitley DM., Ramsay KA., Buckley C., Bell SC.

Molecular surveillance for carbapenemase genes in carbapenem-resistant *Pseudomonas aeruginosa* in Australian patients with cystic fibrosis
Pathology 2015; 47: 156 - 160

Tay GTP., Reid DW., Bell SC.

Inhaled Antibiotics in Cystic Fibrosis (CF) and Non-CF Bronchiectasis
Seminars In Respiratory and Critical Care Medicine 2015; 36: 267 - 286

Tiddens HAWM., De Boeck K., Clancy JP., Fayon M., Arets HGM., Bresnik M., Derchak A., Lewis SA., Oermann CM.

Open label study of inhaled aztreonam for *Pseudomonas* eradication in children with cystic fibrosis: The ALPINE study
Journal of Cystic Fibrosis 2015; 14: 111 - 119

Vazquez-Espinosa E., Giron RM., Gomez-Punter RM., Garcia-Castillo E., Valenzuela C., Cisneros C., Zamora E., Garcia-Perez FJ., Ancochea J.

Long-term safety and efficacy of tobramycin in the management of cystic fibrosis
Therapeutics and Clinical Risk Management 2015; 11: 407 - 415

Wallock-Richards D., Doherty CJ., Doherty L., Clarke DJ., Place M., Govan JRW., Campopiano DJ.

Garlic Revisited: Antimicrobial Activity of Allicin-Containing Garlic Extracts against *Burkholderia cepacia* Complex
PLoS One 2014; 9: 12:e112726

Waters V., Ratjen F.

Standard versus biofilm antimicrobial susceptibility testing to guide antibiotic therapy in cystic fibrosis
Cochrane Database of Systematic Reviews 2015; : 3:CD009528

Yau YCW., Ratjen F., Tullis E., Wilcox P., Freitag A., Chilvers M., Grasmann H., Zlosnik J., Speert D., Corey M., Stanojevic S., Matukas L., Leahy TR., Shih S., Waters V.

Randomized controlled trial of biofilm antimicrobial susceptibility testing in cystic fibrosis patients
Journal of Cystic Fibrosis 2015; 14: 262 - 266

Cardiology

Munck A., Kheniche A., Alberti C., Hubert D., Reynaud-Gaubert M., Nove-Josserand R., Pin I., Bremont F., Chiron R., Couderc L., Dalphin ML., Darviot E., Delaisi B., Dominique S., Durieu I., Fanton A., Fayon M., Gerardin M., et al

Central venous thrombosis and thrombophilia in cystic fibrosis: A prospective study
Journal of Cystic Fibrosis 2015; 14: 97 - 103

Cell Biology

Crane AM., Kramer P., Bui JH., Chung WJ., Li XS., Gonzalez-Garay ML., Hawkins F., Liao W., Mora D., Choi S., Wang JB., Sun HC., Paschon DE., Guschin DY., Gregory PD., Kotton DN., Holmes MC., Sorscher EJ., Davis BR.

Targeted Correction and Restored Function of the CFTR Gene in Cystic Fibrosis Induced Pluripotent Stem Cells
Stem Cell Reports 2015; 4: 569 - 577

Higgins G., Buchanan P., Perriere M., Al-Alawi M., Costello RW., Verriere V., McNally P., Harvey BJ., Urbach V.

Activation of P2RY11 and ATP Release by Lipoxin A(4) Restores the Airway Surface Liquid Layer and Epithelial Repair in Cystic Fibrosis
American Journal of Respiratory Cell and Molecular Biology 2014; 51: 178 - 190

Philippe R., Antigny F., Buscaglia P., Norez C., Becq F., Frieden M., Mignen O.

SERCA and PMCA pumps contribute to the deregulation of Ca²⁺ homeostasis in human CF epithelial cells
Biochimica et Biophysica Acta-Molecular Cell Research 2015; 1853: 892 - 903

Sonneville F., Ruffin M., Guillot L., Rousselet N., Le Rouzic P., Corvol H., Tabary O.

New Insights about miRNAs in Cystic Fibrosis
American Journal of Pathology 2015; 185: 897 - 908

Trotta T., Guerra L., Piro D., d'Apolito M., Piccoli C., Porro C., Giardino I., Lepore S., Castellani S., Di Gioia S., Petrella A., Maffione AB., Casavola V., Capitanio N., Conese M.

Stimulation of beta(2)-adrenergic receptor increases CFTR function and decreases ATP levels in murine hematopoietic stem/progenitor cells
Journal of Cystic Fibrosis 2015; 14: 26 - 33

Vachel L., Norez C., Jayle C., Becq F., Vandebrouck C.

The low PLC-delta 1 expression in cystic fibrosis bronchial epithelial cells induces upregulation of TRPV6 channel activity
Cell Calcium 2015; 57: 38 - 48

Wardwell PR., Bader RA.

Immunomodulation of cystic fibrosis epithelial cells via NF-kappa B decoy oligonucleotide-coated polysaccharide nanoparticles
Journal of Biomedical Materials Research Part A 2015; 103: 1622 - 1631

Wong AP., Chin S., Xia S., Garner J., Bear CE., Rossant J.

Efficient generation of functional CFTR-expressing airway epithelial cells from human pluripotent stem cells
Nature Protocols 2015; 10:

CFTR

Baroni D., Zegarra-Moran O., Moran O.

Functional and pharmacological induced structural changes of the cystic fibrosis transmembrane conductance regulator in the membrane solved using SAXS
Cellular and Molecular Life Sciences 2015; 72: 1363 - 1375

Belmonte L., Moran O.

On the interactions between nucleotide binding domains and membrane spanning domains in cystic fibrosis transmembrane regulator: A molecular dynamic study
Biochimie 2015; 111C: 19 - 29

Caohuy H., Yang QF., Eudy Y., Ha TA., Xu AE., Glover M., Frizzell RA., Jozwik C., Pollard HB.

Activation of 3-Phosphoinositide-dependent Kinase 1 (PDK1) and Serum- and Glucocorticoid-induced Protein Kinase 1 (SGK1) by Short-chain Sphingolipid C4-ceramide Rescues the Trafficking Defect of Delta F508-CFTR
Journal of Biological Chemistry 2014; 289: 35953 - 35968

Carlile GW., Robert R., Goepp J., Matthes E., Liao J., Kus B., Macknight SD., Rotin D., Hanrahan JW., Thomas DY.

Ibuprofen rescues mutant cystic fibrosis transmembrane conductance regulator trafficking
Journal of Cystic Fibrosis 2015; 14: 16 - 25

Chaves LAP., Gadsby DC.

Cysteine accessibility probes timing and extent of NBD separation along the dimer interface in gating CFTR channels
Journal of General Physiology 2015; 145: 261 - 283

Chen L., Yu B., Zhang YF., Gao X., Zhu L., Ma TH., Yang H.

Bioactivity-Guided Fractionation of an Antidiarrheal Chinese Herb *Rhodiola kirilowii* (Regel) Maxim Reveals (-)-Epicatechin-3-Gallate and (-)-Epigallocatechin-3-Gallate as Inhibitors of Cystic Fibrosis Transmembrane Conductance Regulator
PLoS One 2015; 10: 3:e0119122

De Stefano D., Vilella VR., Esposito S., Tosco A., Sepe A., De Gregorio F., Salvadori L., Grassia R., Leone CA., De Rosa G., Maiuri MC., Pettoello-Mantovani M., Guido S., Bossi A., Zolin A., Venerando A., Pinna LA., Mehta A., et al

Restoration of CFTR function in patients with cystic fibrosis carrying the F508del-CFTR mutation
Autophagy 2014; 10: 2053 - 2074

Dekkers R., Vijftigchild LAW., Vonk AM., Kruisselbrink E., de Winter-de Groot KM., Janssens HM., van der Ent CK., Beekman JM.

A bioassay using intestinal organoids to measure CFTR modulators in human plasma
Journal of Cystic Fibrosis 2015; 14: 178 - 181

Du K., Karp PH., Ackerley C., Zabner J., Keshavjee S., Cutz E., Yeger H.

Aggregates of mutant CFTR fragments in airway epithelial cells of CF lungs: New pathologic observations
Journal of Cystic Fibrosis 2015; 14: 182 - 193

Ferru-Clement R., Fresquet F., Norez C., Metaye T., Becq F., Kitzis A., Thoreau V.

Involvement of the Cdc42 Pathway in CFTR Post-Translational Turnover and in Its Plasma Membrane Stability in Airway Epithelial Cells
PLoS One 2015; 10: 3:e0118943

Fu LW., Rab A., Tang LP., Bebock Z., Rowe SM., Bartoszewski R., Collawn JF.

Delta F508 CFTR Surface Stability Is Regulated by DAB2 and CHIP-Mediated Ubiquitination in Post-Endocytic Compartments
PLoS One 2015; 10: 4:e0123131

Gao XL., Hwang TC.

Localizing a gate in CFTR
Proceedings of the National Academy of Sciences of the USA 2015; 112: 2461 - 2466

He LH., Aleksandrov AA., An JL., Cui LY., Yang ZR., Brouillette CG., Riordan JR.

Restoration of NBD1 Thermal Stability Is Necessary and Sufficient to Correct Delta F508 CFTR Folding and Assembly
Journal of Molecular Biology 2015; 427: 106 - 120

Hildebrandt E., Ding HT., Mulky A., Dai Q., Aleksandrov AA., Bajrami B., Diego PA., Wu X., Ray M., Naren AP., Riordan JR., Yao XD., DeLucas LJ., Urbatsch IL., Kappes JC.

A Stable Human-Cell System Overexpressing Cystic Fibrosis Transmembrane Conductance Regulator Recombinant Protein at the Cell Surface

Molecular Biotechnology 2015; 57: 391 - 405

Ivonnet P., Salathe M., Conner GE.

Hydrogen peroxide stimulation of CFTR reveals an Epac-mediated, soluble AC-dependent cAMP amplification pathway common to GPCR signalling

British Journal of Pharmacology 2015; 172: 173 - 184

Jiang Y., Yu B., Wang X., Sui YJ., Zhang YF., Yang S., Yang H., Ma TH.

Stimulation effect of wide type CFTR chloride channel by the naturally occurring flavonoid tangeretin

Fitoterapia 2014; 99: 284 - 291

Kleme ML., Levy E.

Cystic Fibrosis-Related Oxidative Stress and Intestinal Lipid Disorders

Antioxidants & Redox Signaling 2015; 22: 614 - 631

Li HH., Zhang X., Zeng SP., Chen L., Li XX., Lin CM., Zhang MJ., Shu SY., Xie ST., He YP., Yang LJ., Tang SJ., Fu XB.

The cellular localization of Na⁺/H⁺ exchanger 1, cystic fibrosis transmembrane conductance regulator, potassium channel, epithelial sodium channel gamma and vacuolar-type H plus - ATPase in human eccrine sweat glands

Acta Histochemica 2014; 116: 1237 - 1243

Lukowski SW., Rothnagel JA., Trezise AEO.

CFTR mRNA expression is regulated by an upstream open reading frame and RNA secondary structure in its 5' untranslated region

Human Molecular Genetics 2015; 24: 899 - 912

Maleth J., Balazs A., Pallagi P., Balla Z., Kui B., Katona M., Judak L., Nemeth I., Kemeny LV., Rakonczay Z., Venglovecz V., Foldesi I., Peto Z., Somoracz A., Borka K., Perdomo D., Lukacs GL., Gray MA., Monterisi S., Zaccolo M., et al

Alcohol Disrupts Levels and Function of the Cystic Fibrosis Transmembrane Conductance Regulator to Promote Development of Pancreatitis

Gastroenterology 2015; 148: 427 - U278

Masica DL., Sosnay PR., Raraigh KS., Cutting GR., Karchin R.

Missense variants in CFTR nucleotide-binding domains predict quantitative phenotypes associated with cystic fibrosis disease severity

Human Molecular Genetics 2015; 24: 1908 - 1917

McDonagh EM., Clancy JP., Altman RB., Klein TE.

PharmGKB summary: very important pharmacogene information for CFTR

Pharmacogenetics and Genomics 2015; 25: 149 - 156

Mornon JP., Hoffmann B., Jonic S., Lehn P., Callebaut I.

Full-open and closed CFTR channels, with lateral tunnels from the cytoplasm and an alternative position of the F508 region, as revealed by molecular dynamics

Cellular and Molecular Life Sciences 2015; 72: 1377 - 1403

Proctor EA., Kota P., Aleksandrov AA., He LH., Riordan JR., Dokholyan NV.

Rational coupled dynamics network manipulation rescues disease-relevant mutant cystic fibrosis transmembrane conductance regulator

Chemical Science 2015; 6: 1237 - 1246

Ramachandran S., Osterhaus SR., Karp PH., Welsh MJ., McCray PB.

A Genomic Signature Approach to Rescue Delta F508-Cystic Fibrosis Transmembrane Conductance Regulator Biosynthesis and Function

American Journal of Respiratory Cell and Molecular Biology 2014; 51: 354 - 362

Rubaiy HN., Linsdell P.

Location of a permeant anion binding site in the cystic fibrosis transmembrane conductance regulator chloride channel pore

Journal of Physiological Sciences 2015; 65: 233 - 241

Shah K., Cheng Y., Hahn B., Bridges R., Bradbury NA., Mueller DM.

Synonymous Codon Usage Affects the Expression of Wild Type and F508del CFTR

Journal of Molecular Biology 2015; 427: 1464 - 1479

Tabeling C., Yu HP., Wang LM., Ranke H., Goldenberg NM., Zabini D., Noe E., Krauszman A., Gutbier B., Yin J., Schaefer M., Arenz C., Hocke AC., Suttorp N., Proia RL., Witzenrath M., Kuebler WM.

CFTR and sphingolipids mediate hypoxic pulmonary vasoconstriction

Proceedings of the National Academy of Sciences of the USA 2015; 112: E1614 - E1623

Trotta T., Guerra L., Piro D., d'Apolito M., Piccoli C., Porro C., Giardino I., Lepore S., Castellani S., Di Gioia S., Petrella A., Maffione AB., Casavola V., Capitanio N., Conese M.

Stimulation of beta(2)-adrenergic receptor increases CFTR function and decreases ATP levels in murine hematopoietic stem/progenitor cells

Journal of Cystic Fibrosis 2015; 14: 26 - 33

Velard F., Delion M., Lemaire F., Tabary O., Guillaume C., Barthes FL., Touqui L., Gangloff S., Sermet-Gaudelus I., Jacquot J.

Cystic fibrosis bone disease: is the CFTR corrector C18 an option for therapy?

European Respiratory Journal 2015; 45: 845 - 848

Viard V., Bergougnoux A., Bonini J., Varilh J., Chiron R., Tabary O., Molinari N., Claustres M., Taulan-Cadars M.

Transcription factors and miRNAs that regulate fetal to adult CFTR expression change are new targets for cystic fibrosis

European Respiratory Journal 2015; 45: 116 - 128

Wang GY.

Interplay between Inhibitory Ferric and Stimulatory Curcumin Regulates Phosphorylation-Dependent Human Cystic Fibrosis Transmembrane Conductance Regulator and Delta F508 Activity

Biochemistry 2015; 54: 1558 - 1566

Yeh HI., Yeh JT., Hwang TC.

Modulation of CFTR gating by permeant ions

Journal of General Physiology 2015; 145: 47 - 60

Zhang ZL., Leir SH., Harris A.

Oxidative Stress Regulates CFTR Gene Expression in Human Airway Epithelial Cells through a Distal Antioxidant Response Element

American Journal of Respiratory Cell and Molecular Biology 2015; 52: 387 - 396

Clinical

Bennett DS., Kane M., Aramburo M., Varlotta L.

Monitoring and Blunting as Predictors of Internalizing Symptoms Among Youths With Cystic Fibrosis

Children's Health Care 2015; 44: 155 - 168

Gifford AH.

What is hepcidin telling us about the natural history of cystic fibrosis?

Journal of Cystic Fibrosis 2015; 14: 155 - 157

Marson FAD., Hortencio TDR., Aguiar KCA., Ribeiro JD.
Demographic, clinical, and laboratory parameters of cystic fibrosis during the last two decades: a comparative analysis
BMC Pulmonary Medicine 2015; 15: ArNo: 3

Munder A., Tümmeler B.
Origins of Cystic Fibrosis Lung Disease
New England Journal of Medicine 2015; 372: 1574

Peker S., Kargul B., Tanboga I., Tunali-Akbay T., Yarat A., Karakoc F., Ersu R., Dagli E.
Oral health and related factors in a group of children with cystic fibrosis in Istanbul, Turkey
Nigerian Journal of Clinical Practice 2015; 18: 56 - 60

Schwarz C., Staab D.
Cystic Fibrosis and associated Complications
Internist 2015; 56: 263 - 273

Stephenson AL., Tom M., Berthiaume Y., Singer LG., Aaron SD., Whitmore GA., Stanojevic S.
A contemporary survival analysis of individuals with cystic fibrosis: a cohort study
European Respiratory Journal 2015; 45: 670 - 679

Stoltz DA., Meyerholz DK., Welsh MJ.
Origins of Cystic Fibrosis Lung Disease REPLY
New England Journal of Medicine 2015; 372: 1574 - 1575

Tiddens HAWM., Puderbach M., Venegas JG., Ratjen F., Donaldson SH., Davis SD., Rowe SM., Sagel SD., Higgins M., Waltz DA.
Novel Outcome Measures for Clinical Trials in Cystic Fibrosis
Pediatric Pulmonology 2015; 50: 302 - 315

Diabetes

Barrio R.
MANAGEMENT OF ENDOCRINE DISEASE Cystic fibrosis-related diabetes: novel pathogenic insights opening new therapeutic avenues
European Journal of Endocrinology 2015; 172: R131 - R141

Bizzarri C., Montemitro E., Pedicelli S., Ciccone S., Majo F., Cappa M., Lucidi V.
Glucose Tolerance Affects Pubertal Growth and Final Height of Children With Cystic Fibrosis
Pediatric Pulmonology 2015; 50: 144 - 149

Bouvet GF., Maignan M., Arslanian E., Coriati A., Rabasa-Lhoret R., Berthiaume Y.
Association between serum YKL-40 level and dysglycemia in cystic fibrosis
Cytokine 2015; 71: 296 - 301

Brennan AL., Beynon J.
Clinical Updates in Cystic Fibrosis-Related Diabetes
Seminars in Respiratory and Critical Care Medicine 2015; 36: 236 - 250

Knudsen KB., Mathiesen ER., Eriksen V., Skov M., Nielsen KG., Johannesen J., Pressler T.
The development of diabetes among Danish cystic fibrosis patients over the last two decades
Pediatric Diabetes 2015; 16: 219 - 226

Lewis C., Blackman SM., Nelson A., Oberdorfer E., Wells D., Dunitz J., Thomas W., Moran A.
Diabetes-related Mortality in Adults with Cystic Fibrosis Role of Genotype and Sex
American Journal of Respiratory and Critical Care Medicine 2015; 191: 194 - 200

Merjaneh L., He Q., Long Q., Phillips LS., Stecenko AA.
Disposition index identifies defective beta-cell function in cystic fibrosis subjects with normal glucose tolerance
Journal of Cystic Fibrosis 2015; 14: 135 - 141

Mulrennan S., Baltic S., Aggarwal S., Wood J., Miranda A., Frost F., Kaye J., Thompson PJ.
The Role of Receptor for Advanced Glycation End Products in Airway Inflammation in CF and CF related Diabetes
Scientific Reports 2015; 5: ArNo: 8931

Roberts R., Speight L., Lee J., George L., Ketchell RI., Lau D., Duckers J.
Retinal screening of patients with cystic fibrosis-related diabetes in Wales - A real eye opener
Journal of Cystic Fibrosis 2015; 14: 282 - 284

Scheuing N., Badenhoop K., Borkenstein M., Konrad K., Lilienthal E., Laubner K., Naeke A., Rami-Merhar B., Thon A., Wiemann D., Holl RW.
Why is insulin pump treatment rarely used in adolescents and young adults with cystic fibrosis-related diabetes?
Pediatric Diabetes 2015; 16: 10 - 15

Scheuing N., Holl RW., Dockter G., Hermann JM., Junge S., Koerner-Rettberg C., Naehrlich L., Smaczny C., Staab D., Thalhammer G., van Koningsbruggen-Rietschel S., Ballmann M.
High Variability in Oral Glucose Tolerance among 1,128 Patients with Cystic Fibrosis: A Multicenter Screening Study
PLoS One 2014; 9: 11:e112578

Diagnosis

Awasthi S., Dixit P., Maurya N.
Higher Sweat Chloride Levels in Patients with Asthma: A Case-Control Study
Indian Journal of Pediatrics 2015; 82: 114 - 118

Camargos P., Gomes DL., Alvim CG., Gomes FS., Cajazeiro JMD.
From lip to lab: salty tasting skin is the main clue that raises clinical suspicion of cystic fibrosis in young infants
Acta Paediatrica 2015; 104: e210 - e215

Collazo T., Lopez I., Clark Y., Piloto Y., Gonzalez L., Gomez M., Garcia M., Reyes L., Rodriguez F.
Antenatal Testing for Cystic Fibrosis in Cuba, 1988-2011
Medic C Review 2014; 16: 18 - 21

DeMarco ML., Dietzen DJ., Brown SM.
Sweating the small stuff: Adequacy and accuracy in sweat chloride determination
Clinical Biochemistry 2015; 48: 443 - 447

Girardet A., Ishmukhametova A., Willems M., Coubes C., Hamamah S., Anahory T., Des Georges M., Claustres M.
Preimplantation genetic diagnosis for cystic fibrosis: the Montpellier center's 10-year experience
Clinical Genetics 2015; 87: 124 - 132

Gomez CCS., Servidoni MD., Marson FAD., Canavezi PJC., Vinagre AM., Costa ET., Ribeiro AF., Ribeiro MAGD., Toro AADC., Pavan CR., Rondon MVSS., Lorena SLS., Viera FU., Ribeiro JD.
Pulsed direct and constant direct currents in the pilocarpine iontophoresis sweat chloride test
BMC Pulmonary Medicine 2014; 14: ArNo: 198

Gugliani L., Abdulhamid I.
Effect of Salt Supplementation on the Rate of Inadequate Sweat Collection for Infants Less than 3 Months of Age Referred for the Sweat Test
Clinical Laboratory 2015; 61: 431 - 434

Lyon E., Schrijver I., Weck KE., Ferreira-Gonzalez A., Richards CS., Palomaki GE.
Molecular genetic testing for cystic fibrosis: laboratory performance on the College of American Pathologists external proficiency surveys
Genetics In Medicine 2015; 17: 219 - 225

Mu X., Xin XL., Fan CY., Li X., Tian XL., Xu KF., Zheng Z.

A paper-based skin patch for the diagnostic screening of cystic fibrosis

Chemical Communications 2015; 51: 6365 - 6368

Nobakht BF., Aliannejad R., Rezaei-Tavirani M., Taheri S., Oskouie AA.

The metabolomics of airway diseases, including COPD, asthma and cystic fibrosis

Biomarkers 2015; 20: 5 - 16

Tomaiuolo AC., Sofia VM., Surace C., Majo F., Genovese S., Petrocchi S., Grotta S., Alghisi F., Lucidi V., Angioni A.

Relationship between CFTR and CTFR Variants and the Clinical Phenotype in Late-Onset Cystic Fibrosis Disease with Chronic Pancreatitis

Journal of Molecular Diagnostics 2015; 17: 171 - 178

Epidemiology

Alicandro G., Frova L., Di Fraia G., Colombo C.

Cystic fibrosis mortality trend in Italy from 1970 to 2011

Journal of Cystic Fibrosis 2015; 14: 267 - 274

Essawi O., Farraj M., De Leeneer K., Steyaert W., De Pauw K., De Paepe A., Claes K., Essawi T., Coucke PJ.

Next Generation Sequencing to Determine the Cystic Fibrosis Mutation Spectrum in Palestinian Population

Disease Markers 2015; :

Liu YP., Wang LQ., Tian XL., Xu KF., Xu WB., Li X., Yue C., Zhang P., Xiao Y., Zhang X.

Characterization of gene mutations and phenotypes of cystic fibrosis in Chinese patients

Respirology 2015; 20: 312 - 318

Exercise

Bongers BC., Werkman MS., Arets HGM., Takken T., Hulzebos HJ.

A Possible Alternative Exercise Test for Youths with Cystic Fibrosis: The Steep Ramp Test

Medicine and Science In Sports and Exercise 2015; 47: 485 - 492

Burtin C., Hebestreit H.

Rehabilitation in Patients with Chronic Respiratory Disease Other than Chronic Obstructive Pulmonary Disease: Exercise and Physical Activity Interventions in Cystic Fibrosis and Non-Cystic Fibrosis Bronchiectasis

Respiration 2015; 89: 181 - 189

Cox NS., Alison JA., Button BM., Wilson JW., Holland AE.

Feasibility and Acceptability of an Internet-Based Program to Promote Physical Activity in Adults With Cystic Fibrosis

Respiratory Care 2015; 60: 422 - 429

Hommerding PX., Baptista RR., Makarewicz GT., Schindel CS., Donadio MVF., Pinto LA., Marostica PJC.

Effects of an Educational Intervention of Physical Activity for Children and Adolescents With Cystic Fibrosis: A Randomized Controlled Trial

Respiratory Care 2015; 60: 81 - 87

Schindel CS., Hommerding PX., Melo DAS., Baptista RR., Marostica PJC., Donadio MVF.

Physical Exercise Recommendations Improve Postural Changes Found in Children and Adolescents with Cystic Fibrosis: A Randomized Controlled Trial

Journal of Pediatrics 2015; 166: 710 - U1028

Stevens D., Oades PJ., Williams CA.

Airflow limitation following cardiopulmonary exercise testing and heavy-intensity intermittent exercise in children with cystic fibrosis

European Journal of Pediatrics 2015; 174: 251 - 257

Wheatley CM., Baker SE., Morgan MA., Martinez MG., Morgan WJ., Wong EC., Karpen SR., Snyder EM.

Effects of exercise intensity compared to albuterol in individuals with cystic fibrosis

Respiratory Medicine 2015; 109: 463 - 474

Williams CA., Saynor ZL., Tomlinson OW., Barker AR.

Cystic fibrosis and physiological responses to exercise

Expert Review of Respiratory Medicine 2014; 8: 751 - 762

Gastroenterology

Caldas RR., Boisrame S.

Upper aero-digestive contamination by *Pseudomonas aeruginosa* and implications in Cystic Fibrosis

Journal of Cystic Fibrosis 2015; 14: 6 - 15

Dhaliwal J., Leach S., Katz T., Nahidi L., Pang T., Lee JM., Strachan R., Day AS., Jaffe A., Ooi CY.

Intestinal Inflammation and Impact on Growth in Children With Cystic Fibrosis

Journal of Pediatric Gastroenterology and Nutrition 2015; 60: 521 - 526

El-Chammas KI., Rumman N., Goh VL., Quintero D., Goday PS.

Rectal Prolapse and Cystic Fibrosis

Journal of Pediatric Gastroenterology And Nutrition 2015; 60: 110 - 112

Lavie M., Manovitz T., Vilozni D., Levy-Mendelovich S., Sarouk I., Weintraubv I., Shoseyov D., Cohen-Cymberknob M., Rivlin J., Efrati O.

Long-term follow-up of distal intestinal obstruction syndrome in cystic fibrosis

World Journal of Gastroenterology 2015; 21: 318 - 325

Pang T., Leach ST., Katz T., Jaffe A., Day AS., Ooi CY.

Elevated fecal M2-pyruvate kinase in children with cystic fibrosis: A clue to the increased risk of intestinal malignancy in adulthood?

Journal of Gastroenterology and Hepatology 2015; 30: 866 - 871

Gene Therapy

Appaiahgari MB., Vrati S.

Adenoviruses as gene/vaccine delivery vectors: promises and pitfalls

Expert Opinion on Biological Therapy 2015; 15: 337 - 351

Misra SK., Ohoka A., Kolmodin NJ., Pan D.

Next Generation Carbon Nanoparticles for Efficient Gene Therapy

Molecular Pharmaceutics 2015; 12: 375 - 385

Genetics

Audrezet MP., Munck A., Scotet V., Claustres M., Roussey M., Delmas D., Ferec C., Desgeorges M.

Comprehensive CFTR gene analysis of the French cystic fibrosis screened newborn cohort: implications for diagnosis, genetic counseling, and mutation-specific therapy

Genetics in Medicine 2015; 17: 108 - 116

Bombieri C., Seia M., Castellani C.

Genotypes and Phenotypes in Cystic Fibrosis and Cystic Fibrosis Transmembrane Regulator-Related Disorders

Seminars In Respiratory and Critical Care Medicine 2015; 36: 180 - 193

Borzan V., Tomasevic B., Kurbel S.

Hypothesis: Possible respiratory advantages for heterozygote carriers of cystic fibrosis linked mutations during dusty climate of last glaciation

Journal of Theoretical Biology 2014; 363: 164 - 168

Chen N., Prada AE.

Development of allele-specific multiplex PCR to determine the length of poly-T in intron 8 of CFTR
PEERJ 2014; 2: ArtNo: e468

Essawi O., Farraj M., De Leeneer K., Steyaert W., De Pauw K., De Paepe A., Claes K., Essawi T., Coucke PJ.

Next Generation Sequencing to Determine the Cystic Fibrosis Mutation Spectrum in Palestinian Population
Disease Markers 2015; 10: 1155/2015/4586

Farhat R., El-Seedy A., El-Moussaoui K., Pasquet MC., Adolphe C., Bieth E., Languepin J., Sermet-Gaudelus I., Kitzis A., Ladeveze V.

Multi-physiopathological consequences of the c.1392G > T CFTR mutation revealed by clinical and cellular investigations
Biochemistry and Cell Biology 2015; 93: 28 - 37

Hanna T., Abdul-Rahman Z., Greenhalf W., Costello E., Neoptolemos JP.

Pancreatic Mass in a Young CFTR Carrier With a Heterozygous p.R117H CFTR Gene Mutation and Homozygous 7T
Pancreas 2015; 44: 343 - 345

Liu YP., Wang LQ., Tian XL., Xu KF., Xu WB., Li X., Yue C., Zhang P., Xiao Y., Zhang X.

Characterization of gene mutations and phenotypes of cystic fibrosis in Chinese patients
Respirology 2015; 20: 312 - 318

Ng RTY., Marson FAD., Ribeiro JD., Ribeiro AF., Bertuzzo CS., Ribeiro MAGD., Severino SD., Sakano E.

Nasal Potential Difference in Cystic Fibrosis considering Severe CFTR Mutations
Disease Markers 2015; : 1 - 11

O'Neal WK., Gallins P., Pace RG., Dang H., Wolf WE., Jones LC., Guo XL., Zhou YH., Madar V., Huang JY., Liang LM., Moffatt MF., Cutting GR., Drumm ML., Rommens JM., Strug LJ., Sun W., Stonebraker JR., Wright FA., Knowles MR.

Gene Expression in Transformed Lymphocytes Reveals Variation in Endomembrane and HLA Pathways Modifying Cystic Fibrosis Pulmonary Phenotypes
American Journal Of Human Genetics 2015; 96: 318 - 328

Oueslati S., Fredj SH., Belhaj R., Siala H., Bibi A., Messaoud T.

Preliminary study of haplotypes linked to the rare cystic fibrosis E1104X mutation
Acta Physiologica Hungarica 2015; 102: 86 - 93

Pasyk S., Molinski S., Ahmadi S., Ramjeesingh M., Huan LJ., Chin S., Du K., Yeger H., Taylor P., Moran MF., Bear CE.

The major cystic fibrosis causing mutation exhibits defective propensity for phosphorylation
Proteomics 2015; 15: 447 - 461

Patel S., Sinha IP., Dwan K., Echevarria C., Schechter M., Southern KW.

Potentiators (specific therapies for class III and IV mutations) for cystic fibrosis
Cochrane Database of Systematic Reviews 2015; : 3:CD009841

Sharma H., Souchet MJ., Callebaut I., Prasad R., Becq F.

Function, pharmacological correction and maturation of new Indian CFTR gene mutations
Journal of Cystic Fibrosis 2015; 14: 34 - 41

Yvert T., Santiago C., Santana-Sosa E., Verde Z., Gomez-Gallego F., Lopez-Mojares L., Perez M., Garatachea N., Lucia A.

Physical-Capacity-Related Genetic Polymorphisms in Children with Cystic Fibrosis
Pediatric Exercise Science 2015; 27: 102 - 112

Zahraldin K., Janahi IA., Ben-Omran T., Alsulaiman R., Hamad B., Imam A.

Two Qatari siblings with cystic fibrosis and apparent mineralocorticoid excess
Annals of Thoracic Medicine 2015; 10: 69 - 72

Growth & Development

Brookes DSK., Briody JN., Munns CF., Davies PSW., Hill RJ.

Cystic fibrosis-related bone disease explored using a four step algorithm
Journal of Cystic Fibrosis 2015; 14: 127 - 134

Dassios T., Kaditis A., Katelari A., Chrousos G., Doudounakis S., Dimitriou G.

Time constant of inspiratory muscle relaxation in cystic fibrosis
Pediatric Research 2015; 77: 541 - 545

Farjah A., Owlia P., Siadat SD., Mousavi SF., Ardestani MS., Mohammadpour HK.

Immunological evaluation of an alginate-based conjugate as a vaccine candidate against *Pseudomonas aeruginosa*
APMIS 2015; 123: 175 - 183

Machogu E., Cao YM., Miller T., Simpson P., Levy H., Quintero D., Goday PS.

Comparison of WHO and CDC Growth Charts in Predicting Pulmonary Outcomes in Cystic Fibrosis
Journal of Pediatric Gastroenterology and Nutrition 2015; 60: 378 - 383

Sheikh S., Gemma S., Patel A.

Factors associated with low bone mineral density in patients with cystic fibrosis
Journal of Bone and Mineral Metabolism 2015; 33: 180 - 185

Immunology & Inflammation

Abou Alaiwa MH., Reznikov LR., Gansemer ND., Sheets KA., Horswill AR., Stoltz DA., Zabner J., Welsh MJ.

pH modulates the activity and synergism of the airway surface liquid antimicrobials beta-defensin-3 and LL-37
Proceedings of The National Academy of Sciences of the USA 2014; 111: 18703 - 18708

Adam D., Roux-Delrieu J., Luczka E., Bonnomet A., Lesage J., Merol JC., Polette M., Abely M., Coraux C.

Cystic fibrosis airway epithelium remodelling: involvement of inflammation
Journal of Pathology 2015; 235: 408 - 419

Budding K., van de Graaf EA., Hoefnagel T., Kwakkel-van Erp JM., van Kessel DA., Dragun D., Hack CE., Ofen HG.

Anti-ETAR and anti-AT(1)R autoantibodies are elevated in patients with endstage cystic fibrosis
Journal of Cystic Fibrosis 2015; 14: 42 - 45

Fritzsche B., Zhou-Suckow Z., Trojanek JB., Schubert SC., Schatterny J., Hirtz S., Agrawal R., Muley T., Kahn N., Sticht C., Gunkel N., Welte T., Randell SH., Langer F., Schnabel P., Herth FJF., Mall MA.

Hypoxic Epithelial Necrosis Triggers Neutrophilic Inflammation via IL- 1 Receptor Signaling in Cystic Fibrosis Lung Disease
American Journal of Respiratory and Critical Care Medicine 2015; 191: 902 - 913

Gravina LP., Crespo C., Giugno H., Sen LS., Chertkoff L., Mangano A., Castanos C.

Mannose-binding lectin gene as a modifier of the cystic fibrosis phenotype in Argentinean pediatric patients
Journal of Cystic Fibrosis 2015; 14: 78 - 83

Grimwood K., Kyd JM., Owen SJ., Massa HM., Cripps AW.
Vaccination against respiratory *Pseudomonas aeruginosa* infection
Human Vaccines & Immunotherapeutics 2015; 11: 14 - 20

Grothe J., Riethmuller J., Tschurtz SM., Raith M., Pynn CJ., Stoll D., Bernhard W.

Plasma Phosphatidylcholine Alterations in Cystic Fibrosis Patients: Impaired Metabolism and Correlation with Lung Function and Inflammation
Cellular Physiology and Biochemistry 2015; 35: 1437 - 1453

Hector A., Schafer H., Poschel S., Fischer A., Fritzsching B., Ralhan A., Carevic M., Oz H., Zundel S., Hogardt M., Bakele M., Rieber N., Riethmueller J., Graeppler-Mainka U., Stahl M., Bender A., Frick JS., Mall M., Hartl D.

Regulatory T-Cell Impairment in Cystic Fibrosis Patients with Chronic Pseudomonas Infection
American Journal of Respiratory and Critical Care Medicine 2015; 191: 914 - 923

Higgins G., Ringholz F., Buchanan P., McNally P., Urbach V.
Physiological Impact of Abnormal Lipoxin A(4) Production on Cystic Fibrosis Airway Epithelium and Therapeutic Potential
Biomed Research International 2015; : ArNo: 781087

Kleme ML., Levy E.
Cystic Fibrosis-Related Oxidative Stress and Intestinal Lipid Disorders
Antioxidants & Redox Signaling 2015; 22: 614 - 631

Lopez-Collazo E., Jurado T., Caballero JD., Perez-Vazquez M., Vindel A., Hernandez-Jimenez E., Tamames J., Cubillos-Zapata C., Manrique M., Tobes R., Maiz L., Canton R., Baquero F., del Campo R.

In vivo attenuation and genetic evolution of a ST247-SCCmecI MRSA clone after 13 years of pathogenic bronchopulmonary colonization in a patient with cystic fibrosis: implications of the innate immune response
Mucosal Immunology 2015; 8: 362 - 371

Masekela R., Anderson R., de Boeck K., Vreys M., Steel HC., Olurunju S., Green RJ.

Expression of Soluble Triggering Receptor Expressed on Myeloid Cells-1 in Childhood CF and Non-CF Bronchiectasis
Pediatric Pulmonology 2015; 50: 333 - 339

McCaslin CA., Petrusca DN., Poirier C., Serban KA., Anderson GG., Petrache I.
Impact of alginate-producing Pseudomonas aeruginosa on alveolar macrophage apoptotic cell clearance
Journal of Cystic Fibrosis 2015; 14: 70 - 77

Mina S., Marot-Leblond A., Cimon B., Fleury MJJ., Larcher G., Bouchara JP., Robert R.
Purification and Characterization of a Mycelial Catalase from Scedosporium boydii, a Useful Tool for Specific Antibody Detection in Patients with Cystic Fibrosis
Clinical and Vaccine Immunology 2015; 22: 37 - 45

Munro C., Ranganathan S., Coulthard K., Quinlan C.
Use of neutrophil gelatinase-associated lipocalin (NGAL) in CF
Journal of Cystic Fibrosis 2015; 14: 154

Ni I., Ji C., Vij N.
Second-Hand Cigarette Smoke Impairs Bacterial Phagocytosis in Macrophages by Modulating CFTR Dependent Lipid-Rafts
PLoS One 2015; 10: 3:e0121200

Rath T., Zwaschka L., Hage L., Kugler M., Menendez K., Naehrlich L., Schulz R., Roderfeld M., Roeb E.
Identification of Neutrophil Activation Markers as Novel Surrogate Markers of CF Lung Disease
PLoS One 2014; 9: 12:e115847

Rimessi A., Bezzetti V., Patergnani S., Marchi S., Cabrini G., Pinton P.
Mitochondrial Ca²⁺-dependent NLRP3 activation exacerbates the Pseudomonas aeruginosa-driven inflammatory response in cystic fibrosis
Nature Communications 2015; 6: ArNo: 6201

Skov M., Pressler T., Lykkesfeldt J., Poulsen HE., Jensen PO., Johansen HK., Qvist T., Kraemer D., Höiby N., Ciofu O.
The effect of short-term, high-dose oral N-acetylcysteine treatment on oxidative stress markers in cystic fibrosis patients with chronic P-aeruginosa infection - A pilot study
Journal of Cystic Fibrosis 2015; 14: 211 - 218

Sommerburg O., De Spirt S., Mattern A., Joachim C., Langhans CD., Nesaretnam K., Siems W., Stahl W., Mall MA.

Supplementation with Red Palm Oil Increases beta-Carotene and Vitamin A Blood Levels in Patients with Cystic Fibrosis
Mediators of Inflammation 2015; : ArNo: 817127

Zhang PX., Cheng JJ., Zou SY., D'Souza AD., Koff JL., Lu J., Lee PJ., Krause DS., Egan ME., Bruscia EM.
Pharmacological modulation of the AKT/microRNA-199a-5p/CAV1 pathway ameliorates cystic fibrosis lung hyper-inflammation
Nature Communications 2015; 6: ArNo: 6221

Liver Disease

Cheng K., Ashby D., Smyth RL.
Ursodeoxycholic acid for cystic fibrosis-related liver disease
Cochrane Database Of Systematic Reviews 2014; 12: 12:CD000222

Ciuca IM., Pop L., Tamas L., Taban S.
Cystic fibrosis liver disease - from diagnosis to risk factors
Romanian Journal of Morphology and Embryology 2014; 55: 91 - 95

Cook NL., Pereira TN., Lewindon PJ., Shepherd RW., Ramm GA.
Circulating MicroRNAs as Noninvasive Diagnostic Biomarkers of Liver Disease in Children With Cystic Fibrosis
Journal of Pediatric Gastroenterology and Nutrition 2015; 60: 247 - 254

Hayes D., Warren PS., McCoy KS., Sheikh SI.
Improvement of Hepatic Steatosis in Cystic Fibrosis With Ivacaftor Therapy
Journal of Pediatric Gastroenterology and Nutrition 2015; 60: 578 - 579

Jong T., Geake J., Yerkovich S., Bell SC.
Idiosyncratic reactions are the most common cause of abnormal liver function tests in patients with cystic fibrosis
Internal Medicine Journal 2015; 45: 395 - 401

Potter-Lang S., Brancatelli G., Bastati-Huber N., Ba-Salamah A.
Modern diagnostics of cystic liver lesions and hemangiomas
Radiologe 2015; 55: 9 - 17

Rowland M., Gallagher C., Gallagher CG., Laoide RO., Canny G., Broderick AM., Drummond J., Greally P., Slattery D., Daly L., McElvaney NG., Bourke B.
Outcome in patients with cystic fibrosis liver disease
Journal of Cystic Fibrosis 2015; 14: 120 - 126

Microbiology

Abbott IJ., Peleg AY.
Stenotrophomonas, Achromobacter, and Nonmeloid Burkholderia Species: Antimicrobial Resistance and Therapeutic Strategies
Seminars in Respiratory and Critical Care Medicine 2015; 36: 99 - 110

Alshalchi SA., Anderson GG.
Expression of the lipopolysaccharide biosynthesis gene lpxD affects biofilm formation of Pseudomonas aeruginosa
Archives of Microbiology 2015; 197: 135 - 145

Bar-On O., Mussaffi H., Mei-Zahav M., Prais D., Steuer G., Stafler P., Hananya S., Blau H.

Increasing nontuberculous mycobacteria infection in cystic fibrosis
Journal of Cystic Fibrosis 2015; 14: 53 - 62

Beaume M., Kohler T., Fontana T., Tognon M., Renzoni A., van Delden C.
Metabolic pathways of Pseudomonas aeruginosa involved in competition with respiratory bacterial pathogens
Frontiers in Microbiology 2015; 6: ArNo: 321

Benwill JL., Wallace RJ.

Mycobacterium abscessus: challenges in diagnosis and treatment
Current Opinion in Infectious Diseases 2014; 27: 506 - 510

Boukerb AM., Rousset A., Galanos N., Mear JB., Thepaut M., Grandjean T., Gillon E., Cecioni S., Abderrahmen C., Faure K., Redelberger D., Kipnis E., Dessein R., Havet S., Darblade B., Matthews SE., de Bentzmann S., Guery B., et al

Antiadhesive Properties of Glycoclusters against Pseudomonas aeruginosa Lung Infection
Journal of Medicinal Chemistry 2014; 57: 10275 - 10289

Boutin S., Graeber SY., Weitnauer M., Panitz J., Stahl M., Clausnitzer D., Kaderali L., Einarsson G., Tunney MM., Elborn JS., Mall MA., Dalpke AH.

Comparison of Microbiomes from Different Niches of Upper and Lower Airways in Children and Adolescents with Cystic Fibrosis
PLoS One 2015; 10: 1:e0116029

Briard B., Bomme P., Lechner BE., Mislin GLA., Lair V., Prevost MC., Latge JP., Haas H., Beauvais A.

Pseudomonas aeruginosa manipulates redox and iron homeostasis of its microbiota partner Aspergillus fumigatus via phenazines
Scientific Reports 2015; 5: ArtNo: 8220

Bui LMG., Hoffmann P., Turnidge JD., Zilm PS., Kidd SP.

Prolonged Growth of a Clinical Staphylococcus aureus Strain Selects for a Stable Small-Colony-Variant Cell Type
Infection and Immunity 2015; 83: 470 - 481

Caballero JDD., del Campo R., Tato M., de la Pedrosa EGG., Cobo M., Lopez-Causape C., Gomez-Mampaso E., Oliver A., Canton R.

Microbiological diagnostic procedures for respiratory cystic fibrosis samples in Spain: towards standard of care practices
BMC Microbiology 2014; 14: ArtNo: 335

Caldas RR., Boisrame S.

Upper aero-digestive contamination by Pseudomonas aeruginosa and implications in Cystic Fibrosis
Journal of Cystic Fibrosis 2015; 14: 6 - 15

Chong GLM., van de Sande WWJ., Dingemans GJH., Gaajetaan GR., Vonk AG., Hayette MP., van Tegelen DWE., Simons GFM., Rijnders BJA.

Validation of a New Aspergillus Real-Time PCR Assay for Direct Detection of Aspergillus and Azole Resistance of Aspergillus fumigatus on Bronchoalveolar Lavage Fluid
Journal of Clinical Microbiology 2015; 53: 868 - 874

Colin A., Basora E., Yousef S.

Mycobacterium Avium Complex (MAC) Presenting as the First Infection in a Child With Cystic Fibrosis
Pediatric Pulmonology 2015; 50: E5 - E7

Darch SE., McNally A., Harrison F., Corander J., Barr HL., Paszkiewicz K., Holden S., Fogarty A., Crusz SA., Diggle SP.

Recombination is a key driver of genomic and phenotypic diversity in a Pseudomonas aeruginosa population during cystic fibrosis infection
Scientific Reports 2015; 5: ArtNo: 7649

Das T., Kutty SK., Tavallaie R., Ibugo AI., Panchompoo J., Sehar S., Aldous L., Yeung AWS., Thomas SR., Kumar N., Gooding JJ., Manefield M.

Phenazine virulence factor binding to extracellular DNA is important for Pseudomonas aeruginosa biofilm formation
Scientific Reports 2015; 5: ArtNo: 8398

de Araujo FP., D'Ambrosio F., Camilli R., Fiscarelli E., Di Bonaventura G., Baldassarri L., Visca P., Pantosti A., Gherardi G.

Characterization of Streptococcus pneumoniae clones from paediatric patients with cystic fibrosis
Journal of Medical Microbiology 2014; 63: 1704 - 1715

Delfino E., Giacobbe DR., Del Bono V., Coppo E., Marchese A., Manno G., Morelli P., Minicucci L., Viscoli C.

First Report of Chronic Pulmonary Infection by KPC-3-Producing and Colistin-Resistant Klebsiella pneumoniae Sequence Type 258 (ST258) in an Adult Patient with Cystic Fibrosis
Journal of Clinical Microbiology 2015; 53: 1442 - 1444

Drzymala-Czy S., Stawinska-Witoszynska B., Madry E., Krzywinska-Wiewiorowska M., Szczepanik M., Walkowiak J., Kwiecien J.

Non-invasive detection of Helicobacter pylori in cystic fibrosis - The fecal test vs. the urea breath test
European Review for Medical and Pharmacological Sciences 2014; 18: 2343 - 2348

Eichner A., Gunther N., Arnold M., Schobert M., Heesemann J., Hogardt M.

Marker genes for the metabolic adaptation of Pseudomonas aeruginosa to the hypoxic cystic fibrosis lung environment
International Journal of Medical Microbiology 2014; 304: 1050 - 1061

Elphick HE., Southern KW.

Antifungal therapies for allergic bronchopulmonary aspergillosis in people with cystic fibrosis
Cochrane Database of Systematic Reviews 2014; 11: 11:CD002204

Esther CR., Kerr A., Gilligan PH.

Detection of Mycobacterium abscessus from Deep Pharyngeal Swabs in Cystic Fibrosis
Infection Control and Hospital Epidemiology 2015; 36: 618 - 619

Eusebio N., Amorim AA., Gamboa F., Araujo R.

Molecular identification and genotyping of Pseudomonas aeruginosa isolated from cystic fibrosis and non-cystic fibrosis patients with bronchiectasis
Pathogens and Disease 2015; 73:

Evans TJ.

Small colony variants of Pseudomonas aeruginosa in chronic bacterial infection of the lung in cystic fibrosis
Future Microbiology 2015; 10: 231 - 239

Farajnia S., Peerayeh SN., Tanomand A., Majidi J., Goudarzi G., Naghili B., Rahbarnia L.

Protective efficacy of recombinant exotoxin A - flagellin fusion protein against Pseudomonas aeruginosa infection
Canadian Journal of Microbiology 2015; 61: 60 - 64

Ferreira AS., Silva IN., Fernandes F., Pilkington R., Callaghan M., McClean S., Moreira LM.

The Tyrosine Kinase BceF and the Phosphotyrosine Phosphatase BceD of Burkholderia contaminans Are Required for Efficient Invasion and Epithelial Disruption of a Cystic Fibrosis Lung Epithelial Cell Line
Infection and Immunity 2015; 83: 812 - 821

Flass T., Tong SH., Frank DN., Wagner BD., Robertson CE., Kotter CV., Sokol RJ., Zemanick E., Accurso F., Hoffenberg EJ., Narkewicz MR.

Intestinal Lesions Are Associated with Altered Intestinal Microbiome and Are More Frequent in Children and Young Adults with Cystic Fibrosis and Cirrhosis
PLoS One 2015; 10: 2:e0116967

Fusco NM., Toussaint KA., Prescott WA.

Antibiotic Management of Methicillin-Resistant Staphylococcus aureus-Associated Acute Pulmonary Exacerbations in Cystic Fibrosis
Annals Of Pharmacotherapy 2015; 49: 458 - 468

Gilchrist FJ., Spanel P., Smith D., Lenney W.

The in vitro identification and quantification of volatile biomarkers released by cystic fibrosis pathogens
Analytical Methods 2015; 7: 818 - 824

Green H., Jones AM.

The Microbiome and Emerging Pathogens in Cystic Fibrosis and Non- Cystic Fibrosis Bronchiectasis
Seminars in Respiratory and Critical Care Medicine 2015; 36: 225 - 235

Guillemot L., Medina M., Pernet E., Leduc D., Chignard M., Touqui L., Wu YZ.

Cytosolic phospholipase A2 alpha enhances mouse mortality induced by *Pseudomonas aeruginosa* pulmonary infection via interleukin 6
Biochimie 2014; 107: 95 - 104

Hall AJ., Fothergill JL., McNamara PS., Southern KW., Winstanley C.

Turnover of strains and intracolon variation amongst *Pseudomonas aeruginosa* isolates from paediatric CF patients
Diagnostic Microbiology and Infectious Disease 2014; 80: 324 - 326

Hall H., Gadhok R., Alshafi K., Bilton D., Simmonds NJ.

Eradication of respiratory tract MRSA at a Large adult cystic fibrosis centre
Respiratory Medicine 2015; 109: 357 - 363

Hector A., Kroner C., Carevic M., Bakele M., Rieber N., Riethmuler J., Griesse M., Zissel G., Hart D.

The chemokine CCL18 characterises *Pseudomonas* infections in cystic fibrosis Lung disease
European Respiratory Journal 2014; 44: 1608 - 1615

Herbst FA., Sondergaard MT., Kjeldal H., Stensballe A., Nielsen PH., Dueholm MS.

Major Proteomic Changes Associated with Amyloid-Induced Biofilm Formation in *Pseudomonas aeruginosa* PAO1
Journal of Proteome Research 2015; 14: 72 - 81

Hoo ZH., Wildman MJ.

Regarding the article entitled "Iron supplementation does not worsen respiratory health or alter the sputum microbiome in cystic fibrosis"
Journal of Cystic Fibrosis 2015; 14: 158 - 159

Kalferstova L., Kolar M., Fila L., Vavrova J., Drevinek P.

Gene Expression Profiling of *Burkholderia cenocepacia* at the Time of Cepacia Syndrome: Loss of Motility as a Marker of Poor Prognosis?
Journal of Clinical Microbiology 2015; 53: 1515 - 1522

Kamath KS., Kumar SS., Kaur J., Venkatakrishnan V., Paulsen IT., Nevalainen H., Molloy MP.

Proteomics of hosts and pathogens in cystic fibrosis
Proteomics Clinical Applications 2015; 9: 134 - 146

Kirkby S., Hayes D., Ginn-Pease M., Gatz J., Wisely CE., Lind M., Elmaraghy C., Ryan-Wenger N., Sheikh SI.

Identification of New Bacterial and Fungal Pathogens on Surveillance Bronchoscopy Prior to Sinus Surgery in Patients With Cystic Fibrosis
Pediatric Pulmonology 2015; 50: 137 - 143

Kolpen M., Kragh KN., Bjarnsholt T., Line L., Hansen CR., Dalboge CS., Hansen N., Kuhl M., Hoiby N., Jensen PO.

Denitrification by cystic fibrosis pathogens - *Stenotrophomonas maltophilia* is dormant in sputum
International Journal of Medical Microbiology 2015; 305: 1 - 10

Lam JC., Somayaji R., Surette MG., Rabin HR., Parkins MD.

Reduction in *Pseudomonas aeruginosa* sputum density during a cystic fibrosis pulmonary exacerbation does not predict clinical response
BMC Infectious Diseases 2015; 15: ArtNo: 145

Liu H., Ibrahim M., Qiu H., Kausar S., Ilyas M., Cui ZQ., Hussain A., Li B., Waheed A., Zhu B., Xie GL.

Protein Profiling Analyses of the Outer Membrane of *Burkholderia cenocepacia* Reveal a Niche-Specific Proteome
Microbial Ecology 2015; 69: 75 - 83

Lupo A., Isis E., Perreten V., Endimiani A.

Raw meat contaminated with epidemic clones of *Burkholderia multivorans* found in cystic fibrosis patients
Journal of Cystic Fibrosis 2015; 14: 150 - 152

Martina P., Feliziani S., Juan C., Bettiol M., Gatti B., Yantorno O., Smania AM., Oliver A., Bosch A.

Hypermutation in *Burkholderia cepacia* complex is mediated by DNA mismatch repair inactivation and is highly prevalent in cystic fibrosis chronic respiratory infection
International Journal of Medical Microbiology 2014; 304: 1182 - 1191

Martiniano SL., Nick JA.

Nontuberculous Mycobacterial Infections in Cystic Fibrosis
Clinics In Chest Medicine 2015; 36: 101 - 115

Marvig RL., Sommer LM., Jelsbak L., Molin S., Johansen HK.

Evolutionary insight from whole-genome sequencing of *Pseudomonas aeruginosa* from cystic fibrosis patients
Future Microbiology 2015; 10: 599 - 611

Marvig RL., Sommer LM., Molin S., Johansen HK.

Convergent evolution and adaptation of *Pseudomonas aeruginosa* within patients with cystic fibrosis
Nature Genetics 2015; 47: 57

McCaslin CA., Petrusca DN., Poirier C., Serban KA., Anderson GG., Petrache I.

Impact of alginate-producing *Pseudomonas aeruginosa* on alveolar macrophage apoptotic cell clearance
Journal of Cystic Fibrosis 2015; 14: 70 - 77

McGuigan L., Callaghan M.

The evolving dynamics of the microbial community in the cystic fibrosis lung
Environmental Microbiology 2015; 17: 16 - 28

Medina-Pascual MJ., Valdezate S., Carrasco G., Villalon P., Garrido N., Saez-Nieto JA.

Increase in isolation of *Burkholderia* contaminants from Spanish patients with cystic fibrosis
Clinical Microbiology and Infection 2015; 21: 150 - 156

Merry CR., Perkins M., Mu L., Peterson BK., Knackstedt RW., Weingart CL.

Characterization of a Novel Two-Component System in *Burkholderia cenocepacia*
Current Microbiology 2015; 70: 556 - 561

Mina S., Marot-Leblond A., Cimon B., Fleury MJJ., Larcher G., Bouchara JP., Robert R.

Purification and Characterization of a Mycelial Catalase from *Scedosporium boydii*, a Useful Tool for Specific Antibody Detection in Patients with Cystic Fibrosis
Clinical and Vaccine Immunology 2015; 22: 37 - 45

Moss RB.

Fungi in Cystic Fibrosis and Non-Cystic Fibrosis Bronchiectasis
Seminars in Respiratory and Critical Care Medicine 2015; 36: 207 - 216

Olsen I.

Biofilm-specific antibiotic tolerance and resistance
European Journal of Clinical Microbiology & Infectious Diseases 2015; 34: 877 - 886

Orelia CC., Beiboer SHW., Morsink MC., Tektas S., Dekter HE., van Leeuwen WB.

Comparison of Raman spectroscopy and two molecular diagnostic methods for *Burkholderia cepacia* complex species identification
Journal of Microbiological Methods 2014; 107: 126 - 132

Ouellet MM., Leduc A., Nadeau C., Barbeau J., Charette SJ.

Pseudomonas aeruginosa isolates from dental unit waterlines can be divided in two distinct groups, including one displaying phenotypes similar to isolates from cystic fibrosis patients
Frontiers In Microbiology 2015; 5: ArtNo: 802

Park IK., Olivier KN.

Nontuberculous Mycobacteria in Cystic Fibrosis and Non-Cystic Fibrosis Bronchiectasis
Seminars in Respiratory and Critical Care Medicine 2015; 36: 217 - 224

Prevots DR., Marras TK.

Epidemiology of Human Pulmonary Infection with Nontuberculous Mycobacteria A Review
Clinics In Chest Medicine 2015; 36: 13 - 34

Quinn RA., Whiteson K., Lim YW., Salamon P., Bailey B., Mienardi S., Sanchez SE., Blake D., Conrad D., Rohwer F.

A Winogradsky-based culture system shows an association between microbial fermentation and cystic fibrosis exacerbation
ISME Journal 2015; 9: 1024 - 1038

Qvist T., Gilljam M., Jonsson B., Taylor-Robinson D., Jensen-Fangel S., Wang M., Svahn A., Kotz K., Hansson L., Hollsing A., Hansen CR., Finstad PL., Pressler T., Höiby N., Katzenstein TL.

Epidemiology of nontuberculous mycobacteria among patients with cystic fibrosis in Scandinavia
Journal of Cystic Fibrosis 2015; 14: 46 - 52

Regan KH., Bhatt J.

Eradication therapy for Burkholderia cepacia complex in people with cystic fibrosis
Cochrane Database of Systematic Reviews 2014; : 10:CD009876

Rocchi S., Richaud-Thiriez B., Barrera C., Grenouillet F., Dolphin JC., Millon L., Reboux G.

Evaluation of mold exposure in cystic fibrosis patients' dwellings and allergic bronchopulmonary risk
Journal of Cystic Fibrosis 2015; 14: 242 - 247

Roux AL., Catherinot E., Soismier N., Heym B., Bellis G., Lemonnier L., Chiron R., Fauroux B., Le Bourgeois M., Munck A., Pin I., Sermet I., Gutierrez C., Veziris N., Jarlier V., Cambau E., Herrtmann JL., Guillemot D., Gaillard JL.

Comparing Mycobacterium massiliense and Mycobacterium abscessus lung infections in cystic fibrosis patients
Journal of Cystic Fibrosis 2015; 14: 63 - 69

Salvatore D., Colangelo C., Nardiello P., Castaldo G.

Phenotypic Heterogeneity in a Cystic Fibrosis Family and the Pseudomonas Dilemma
Pediatric Allergy Immunology And Pulmonology 2015; 28: 74 - 77

Schaffer K.

Epidemiology of infection and current guidelines for infection prevention in cystic fibrosis patients
Journal Of Hospital Infection 2015; 89: 309 - 313

Sedlacek L., Graf B., Schwarz C., Albert F., Peter S., Wurstl B., Wagner S., Klotz M., Becker A., Haase G., Laniado G., Kahl B., Suerbaum S., Seibold M., Tintelnot K.

Prevalence of Scedosporium species and Lomentospora prolificans in patients with cystic fibrosis in a multicenter trial by use of a selective medium
Journal of Cystic Fibrosis 2015; 14: 237 - 241

Segonds C., Thouverez M., Barthe A., Bossuet-Greif N., Tisseyre L., Plesiat P., Vergnaud G., Chabanon G., Pourcel C.

Development of a Multiple-Locus Variable-Number Tandem-Repeat Typing Scheme for Genetic Fingerprinting of Burkholderia cenocepacia and Application to Nationwide Epidemiological Analysis
Journal of Clinical Microbiology 2015; 53: 398 - 409

Sharma P., Gupta SK., Diene SM., Rolain JM.

Whole-Genome Sequence of Chryseobacterium oranimense, a Colistin-Resistant Bacterium Isolated from a Cystic Fibrosis Patient in France
Antimicrobial Agents and Chemotherapy 2015; 59: 1701 - 1711

Smyth AR., Walters S.

Prophylactic anti-staphylococcal antibiotics for cystic fibrosis
Cochrane Database of Systematic Reviews 2014; : 11:CD001912

Srour N., Chaparro C., Vandemheen K., Singer LG., Keshavjee S., Aaron SD.

Effect of infection with transmissible strains of Pseudomonas aeruginosa on lung transplantation outcomes in patients with cystic fibrosis
Journal of Heart and Lung Transplantation 2015; 34: 588 - 593

Steindor M., Nkwouano V., Mayatepek E., Mackenzie CR., Schramm D., Jacobsen M.

Rapid Detection and Immune Characterization of Mycobacterium abscessus Infection in Cystic Fibrosis Patients
PLoS One 2015; 10: 3: e0119737

Tai AS., Sidjabat HE., Kidd TJ., Whiley DM., Paterson DL., Bell SC.

Evaluation of phenotypic screening tests for carbapenemase production in Pseudomonas aeruginosa from patients with cystic fibrosis
Journal of Microbiological Methods 2015; 111: 105 - 107

Tariq MA., Everest FLC., Cowley LA., De Soyza A., Holt GS., Bridge SH., Perry A., Perry JD., Bourke SJ., Cummings SP., Lanyon CV., Barr JJ., Smith DL.

A metagenomic approach to characterize temperate bacteriophage populations from Cystic Fibrosis and non-Cystic Fibrosis bronchiectasis patients
Frontiers in Microbiology 2015; 6: ArtNo: 97

Tavernier S., Coenye T.

Quantification of Pseudomonas aeruginosa in multispecies biofilms using PMA-qPCR
PEERJ 2015; 3: ArtNo: e787

Tyrell J., Whelan N., Wright C., Sa-Correia I., McClean S., Thomas M., Callaghan M.

Investigation of the multifaceted iron acquisition strategies of Burkholderia cenocepacia
Biometals 2015; 28: 367 - 380

van Ingen J.

Microbiological Diagnosis of Nontuberculous Mycobacterial Pulmonary Disease
Clinics in Chest Medicine 2015; 36: 43 - 54

Vanderhelst E., De Wachter E., Willekens J., Schuermans D., Vincken W., Malfroot A., Verbanck S.

Increase in ventilated air spaces after eradication of chronic methicillin-resistant Staphylococcus aureus infection in cystic fibrosis patients
Acta Clinica Belgica 2015; 70: 30 - 33

Venkatakrishnan V., Thaysen-Andersen M., Chen SCA., Nevalainen H., Packer NH.

Cystic fibrosis and bacterial colonization define the sputum N-glycosylation phenotype
Glycobiology 2015; 25: 88 - 100

Vidigal PG., Mosel F., Koehling HL., Mueller KD., Buer J., Rath PM., Steinmann J.

Delineation of Stenotrophomonas maltophilia isolates from cystic fibrosis patients by fatty acid methyl ester profiles and matrix-assisted laser desorption/ionization time-of-flight mass spectra using hierarchical cluster analysis and principal composition
Journal of Medical Microbiology 2014; 63: 1615 - 1620

Waters V., Ratjen F.

Antibiotic treatment for nontuberculous mycobacteria lung infection in people with cystic fibrosis
Cochrane Database of Systematic Reviews 2014; : 12:CD010004

Whiley RA., Fleming EV., Makhija R., Waite RD.

Environment and Colonisation Sequence Are Key Parameters Driving Cooperation and Competition between Pseudomonas aeruginosa Cystic Fibrosis Strains and Oral Commensal Streptococci
PLoS One 2015; 10: 2:e0115513

Williams D., Evans B., Haldenby S., Walshaw MJ., Brockhurst MA., Winstanley C., Paterson S.
Divergent, Coexisting *Pseudomonas aeruginosa* Lineages in Chronic Cystic Fibrosis Lung Infections
American Journal of Respiratory and Critical Care Medicine 2015; 191: 775 - 785

Windmuller N., Witten A., Block D., Bunk B., Sproer C., Kahl BC., Mellmann A.
Transcriptional adaptations during long-term persistence of *Staphylococcus aureus* in the airways of a cystic fibrosis patient
International Journal of Medical Microbiology 2015; 305: 38 - 46

Ziaco M., De Castro C., Silipo A., Corsaro MM., Molinaro A., Iadonisi A., Lanzetta R., Parrilli M., Bedini E.
Synthesis of the tetrasaccharide outer core fragment of *Burkholderia multivorans* lipooligosaccharide
Carbohydrate Research 2015; 403: 182 - 191

Nutrition

Declercq D., Van Biervliet S., Robberecht E.
Nutrition and Pancreatic Enzyme Intake in Patients With Cystic Fibrosis With Distal Intestinal Obstruction Syndrome
Nutrition In Clinical Practice 2015; 30: 134 - 137

Engelen MPKJ., Com G., Anderson PJ., Deutz NEP.
New stable isotope method to measure protein digestibility and response to pancreatic enzyme intake in cystic fibrosis
Clinical Nutrition 2014; 33: 1024 - 1032

Engelen MPKJ., Com G., Deutz NEP.
Increased whole body hydroxyproline production as assessed by a new stable isotope technique is associated with hip and spine bone mineral loss in cystic fibrosis
Clinical Nutrition 2014; 33: 1117 - 1121

Jimenez DG., Garcia CB., Martin JJD., Trevino SJ.
Fat-soluble vitamins supplementation in patients with cystic fibrosis: is enough aquadek's (r)?
Nutricion Hospitalaria 2015; 31: 1625 - 1632

Kashirskaya NY., Kapranov NI., Sander-Struckmeier S., Kovalev V.
Safety and efficacy of Creon (R) Micro in children with exocrine pancreatic insufficiency due to cystic fibrosis
Journal of Cystic Fibrosis 2015; 14: 275 - 281

Lansing AH., McDonald C., Patel RA., Meihls S., Crowell K., Chatfield B., Pohl JF.
Vitamin D Deficiency in Pediatric Patients with Cystic Fibrosis: Associated Risk Factors in the Northern United States
Southern Medical Journal 2015; 108: 164 - 169

Norton L., Page S., Sheehan M., Mazurak V., Brunet-Wood K., Larsen B.
Prevalence of Inadequate Vitamin D Status and Associated Factors in Children With Cystic Fibrosis
Nutrition in Clinical Practice 2015; 30: 111 - 116

Okebukola PO., Kansra S., Barrett J.
Vitamin E supplementation in people with cystic fibrosis
Cochrane Database of Systematic Reviews 2014; : 12:CD009422

Oledzka I., Kazmierska K., Plenis A., Kaminska B., Baczek T.
Capillary electromigration techniques as tools for assessing the status of vitamins A, C and E in patients with cystic fibrosis
Journal of Pharmaceutical and Biomedical Analysis 2015; 102: 45 - 53

Sands D., Umlawska W., Zielinska A.
A cross-sectional study of growth, nutritional status and body proportions in children and adolescents at a medical center specializing in the treatment of cystic fibrosis in Poland
Archives of Medical Science 2015; 11: 155 - 163

Smyth RL., Rayner O.
Oral calorie supplements for cystic fibrosis (Review)
Cochrane Database of Systematic Reviews 2014; : 11:CD000406

Somaraju UR., Solis-Moya A.
Pancreatic enzyme replacement therapy for people with cystic fibrosis
Cochrane Database of Systematic Reviews 2014; : 10:CD008227

Sommerburg O., De Spirt S., Mattern A., Joachim C., Langhans CD., Nesaretnam K., Siems W., Stahl W., Mall MA.
Supplementation with Red Palm Oil Increases beta-Carotene and Vitamin A Blood Levels in Patients with Cystic Fibrosis
Mediators of Inflammation 2015; : ArNo: 817127

Woestenenk JW., Broos N., Stellato RK., Arets HGM., van der Ent CK., Houwen RHJ.
Vitamin E intake, alpha-tocopherol levels and pulmonary function in children and adolescents with cystic fibrosis
British Journal of Nutrition 2015; 113: 1096 - 1101

Physiotherapy

Amelina EL., Krasovsky SA., Usacheva MV., Krylova NA.
Use of high-frequency chest wall oscillation in an exacerbation of chronic pyo-obstructive bronchitis in adult patients with cystic fibrosis
Terapevticheskii Arkhiv 2014; 86: 33 - 36

Freitas DA., Dias FAL., Chaves GSS., Ferreira GMH., Ribeiro CTD., Guerra RO., Mendonca KMPP.
Standard (head-down tilt) versus modified (without head-down tilt) postural drainage in infants and young children with cystic fibrosis
Cochrane Database of Systematic Reviews 2015; : 3:CD010297

Lima AN., Faria ACD., Lopes AJ., Jansen JM., Melo PL.
Forced oscillations and respiratory system modeling in adults with cystic fibrosis
Biomedical Engineering Online 2015; 14: ArNo: 11

Main E., Grillo L., Rand S.
Airway Clearance Strategies in Cystic Fibrosis and Non-Cystic Fibrosis Bronchiectasis
Seminars in Respiratory and Critical Care Medicine 2015; 36: 251 - 266

Welsh L., Nesci C., Tran H., Tomai M., Ranganathan S.
The Lung Clearance Index as a probe for the effectiveness of short- term therapies in cystic fibrosis lung disease Response
Journal of Cystic Fibrosis 2015; 14: 287

Psychosocial

Acaster S., Pinder B., Mukuria C., Copans A.
Mapping the EQ-5D index from the cystic fibrosis questionnaire-revised using multiple modelling approaches
Health and Quality of Life Outcomes 2015; 13: ArNo: 33

Anton-Paduraru DT., Ciubara A., Miftode E.
Psycho-Social Aspects in Children with Cystic Fibrosis
Revista de Cercetare si Interventie Sociala 2015; 48: 204 - 215

Blackwell LS., Quittner AL.
Daily Pain in Adolescents With CF: Effects on Adherence, Psychological Symptoms, and Health-Related Quality of Life
Pediatric Pulmonology 2015; 50: 244 - 251

Butcher JL., Nasr SZ.
Direct Observation of Respiratory Treatments in Cystic Fibrosis: Parent-Child Interactions Relate to Medical Regimen Adherence
Journal of Pediatric Psychology 2015; 40: 8 - 17

Fidika A., Herle M., Lehmann C., Weiss C., Knaevelsrud C., Goldbeck L.
A web-based psychological support program for caregivers of children with cystic fibrosis: a pilot study
Health and Quality of Life Outcomes 2015; 13: ArNo: 11

Gravelle AM., Paone M., Davidson AGF., Chilvers MA.
Evaluation of a Multidimensional Cystic Fibrosis Transition Program: A Quality Improvement Initiative
Journal of Pediatric Nursing - Nursing Care of Children & Families 2015; 30: 236 - 243

Hilliard ME., Eakin MN., Borrelli B., Green A., Riekert KA.
Medication Beliefs Mediate Between Depressive Symptoms and Medication Adherence in Cystic Fibrosis
Health Psychology 2015; 34: 496 - 504

Hogan A., Bonney MA., Brien JA., Karamy R., Aslani P.
Factors affecting nebulised medicine adherence in adult patients with cystic fibrosis: a qualitative study
International Journal of Clinical Pharmacy 2015; 37: 86 - 93

Janssens S., Kalokairinou L., Chokoshvili D., Binst C., Mahieu I., Henneman L., De Paepe A., Barry P.
Attitudes of cystic fibrosis patients and their parents towards direct-to-consumer genetic testing for carrier status
Personalized Medicine 2015; 12: 99 - 107

Karlekar M., Doherty KE., Guyer D., Slovis B.
Integration of palliative care into the routine care of cystic fibrosis patients
Palliative Medicine 2015; 29: 282 - 283

Kern AS., Watts KD., Rychlik K., McColley SA.
Disparities in Parental Health Literacy at a Pediatric Cystic Fibrosis Center
Pediatric Allergy Immunology and Pulmonology 2015; 28: 55 - 59

Lavie M., Shemer O., Sarouk I., el Bar Aluma B., Dagan A., Efrati O., Vilozni D.
Several siblings with Cystic Fibrosis as a risk factor for poor outcome
Respiratory Medicine 2015; 109: 74 - 78

O'Donohoe R., Fullen BM.
Adherence of Subjects With Cystic Fibrosis to Their Home Program: A Systematic Review
Respiratory Care 2014; 59: 1731 - 1746

Riekert KA., Eakin MN., Bilderback A., Ridge AK., Marshall BC.
Opportunities for cystic fibrosis care teams to support treatment adherence
Journal of Cystic Fibrosis 2015; 14: 142 - 148

Savage E., Beirne PV., Chroinin MN., Duff A., Fitzgerald T., Farrell D.
Self-management education for cystic fibrosis
Cochrane Database of Systematic Reviews 2014; : 9:CD007641

Sawicki GS., Heller KS., Demars N., Robinson WM.
Motivating Adherence Among Adolescents With Cystic Fibrosis: Youth and Parent Perspectives
Pediatric Pulmonology 2015; 50: 127 - 136

Steinkamp G., Stahl K., Ellemunter H., Heuer E., van Koningsbruggen-Rietschel S., Busche M., Bremer W., Schwarz C.
Cystic fibrosis (CF) care through the patients' eyes - A nationwide survey on experience and satisfaction with services using a disease-specific questionnaire
Respiratory Medicine 2015; 109: 79 - 87

Szczesniak RD., Zou YS., Wetzel JD., Krause N., Grosseohme DH.
Increased Congregational Support for Parents of Children with Cystic Fibrosis
Journal of Religion & Health 2015; 54: 664 - 675

Pulmonology

Bade G., Gupta S., Kabra SK., Talwar A.
Slower Rise of Exhaled Breath Temperature in Cystic Fibrosis
Indian Pediatrics 2015; 52: 125 - 127

Brumback LC., Baines A., Ratjen F., Davis SD., Daniel SL., Quittner AL., Rosenfeld M.
Pulmonary Exacerbations and Parent-Reported Outcomes in Children < 6 Years With Cystic Fibrosis
Pediatric Pulmonology 2015; 50: 236 - 243

Dassios T.
Determinants of respiratory pump function in patients with cystic fibrosis
Paediatric Respiratory Reviews 2015; 16: 75 - 79

Doumit M., Jaffe A.
Use of the Lung Flute for Sputum Induction in Children With Cystic Fibrosis: A Pilot Study
Pediatric Pulmonology 2015; 50: 340 - 343

Fidika A., Herle M., Goldbeck L.
Symptoms of depression impact the course of lung function in adolescents and adults with cystic fibrosis
BMC Pulmonary Medicine 2014; 14: Article No: 205

Goss CH., MacNeill SJ., Quinton HB., Marshall BC., Elbert A., Knapp EA., Petren K., Gunn E., Osmond J., Bilton D.
Children and young adults with CF in the USA have better lung function compared with the UK
Thorax 2015; 70: 229 - 236

Hortal MCR., Hjelte L.
Time Point to Perform Lung Function Tests Evaluating the Effects of an Airway Clearance Therapy Session in Cystic Fibrosis
Respiratory Care 2014; 59: 1537 - 1541

Joensen O., Paff T., Haarman EG., Skovgaard IM., Jensen PO., Bjarnsholt T., Nielsen KG.
Exhaled Breath Analysis Using Electronic Nose in Cystic Fibrosis and Primary Ciliary Dyskinesia Patients with Chronic Pulmonary Infections
PLoS One 2014; 9: 12: e115584

Kang SH., Dalcin PDR., Piltcher OB., Migliavacca RD.
Chronic rhinosinusitis and nasal polyposis in cystic fibrosis: update on diagnosis and treatment
Jornal Brasileiro de Pneumologia 2015; 41: 65 - 76

Kramer R., Sauer-Heilborn A., Welte T., Guzman CA., Hofle MG., Abraham WR.
A rapid method for breath analysis in cystic fibrosis patients
European Journal of Clinical Microbiology & Infectious Diseases 2015; 34: 745 - 751

Kurbatova P., Bessonov N., Volpert V., Tiddens HAWM., Cornu C., Nony P., Caudri D.
Model of mucociliary clearance in cystic fibrosis lungs
Journal of Theoretical Biology 2015; 372: 81 - 88

Linnane B., Vaish S., Clarke D., O'Sullivan N., McNally P.
The Findings of a Clinical Surveillance Bronchoalveolar Lavage Programme in Pre-School Patients With Cystic Fibrosis
Pediatric Pulmonology 2015; 50: 327 - 332

Marcos V., Zhou-Suckow Z., Yildirim AO., Bohla A., Hector A., Vitkov L., Krautgartner WD., Stoiber W., Griesse M., Eickelberg O., Mall MA., Hartl D.
Free DNA in Cystic Fibrosis Airway Fluids Correlates with Airflow Obstruction
Mediators of Inflammation 2015; : Article No: 408935

McCourt F., O'Neill B., Logan I., Abbott J., Plant B., McCrum-Gardner E., McKeown S., Elbom JS., Bradley JM.
Indicators of pulmonary exacerbation in cystic fibrosis: A Delphi survey of patients and health professionals
Journal of Cystic Fibrosis 2015; 14: 90 - 96

Reid PA., McAllister DA., Boyd AC., Llnes JA., Porteous D., Greening AP., Gray RD.
Measurement of Serum Calprotectin in Stable Patients Predicts Exacerbation and Lung Function Decline in Cystic Fibrosis
American Journal Of Respiratory and Critical Care Medicine 2015; 191: 233 - 236

Stoltz DA., Meyerholz DK., Welsh MJ.

Origins of Cystic Fibrosis Lung Disease
New England Journal of Medicine 2015; 372: 351 - 362

Vanderhelst E., De Meirleir L., Schuermans D., Malfroot A., Vincken W., Verbanck S.

The Lung Clearance Index as a probe for the effectiveness of short-term therapies in cystic fibrosis lung disease
Journal of Cystic Fibrosis 2015; 14: 285 - 286

Vanstone MB., Egan ME., Zhang JH., Carpenter TO.

Association Between Serum 25-Hydroxyvitamin D Level and Pulmonary Exacerbations in Cystic Fibrosis
Pediatric Pulmonology 2015; 50: 441 - 446

Vermeulen F., Proesmans M., Boon M., Havermans T., De Boeck K.

Lung clearance index predicts pulmonary exacerbations in young patients with cystic fibrosis
Thorax 2014; 69: 39 - 45

Vilozni D., Lavie M., Ofek M., Sarouk I., Efrati O.

Cough Characteristics and FVC Maneuver in Cystic Fibrosis
Respiratory Care 2014; 59: 1912 - 1917

Virgin FW., Huang L., Roberson DW., Sawicki GS.

Inter-Hospital Variation in the Frequency of Sinus Surgery in Children With Cystic Fibrosis
Pediatric Pulmonology 2015; 50: 231 - 235

Radiology

de Lavernhe I., Le Blanche A., Degrugilliers L., Carette MF., Bayat S.

CT Density Distribution Analysis in Patients with Cystic Fibrosis: Correlation with Pulmonary Function and Radiologic Scores
Academic Radiology 2015; 22: 179 - 185

Dodd JD., Lavelle LP., Fabre A., Brady D.

Imaging in Cystic Fibrosis and Non Cystic Fibrosis Bronchiectasis
Seminars in Respiratory and Critical Care Medicine 2015; 36: 194 - 206

Engjom T., Erchinger F., Tjora E., Laerum BN., Georg D., Gilja OH.

Diagnostic accuracy of secretin-stimulated ultrasonography of the pancreas assessing exocrine pancreatic failure in cystic fibrosis and chronic pancreatitis
Scandinavian Journal of Gastroenterology 2015; 50: 601 - 610

Nowak JK., Grulkowski I., Karnowski K., Wojtkowski M., Walkowiak J.

Optical Coherence Tomography Identifies Lower Labial Salivary Gland Surface Density in Cystic Fibrosis
PLoS One 2015; 10: 1:e0117517

Pedrosa JF., Ibiapina CD., Alvim CG., Camargos PAM., Martins FP., Guimaraes EV., Bedran RM.

Pulmonary radiographic findings in young children with cystic fibrosis
Pediatric Radiology 2015; 45: 153 - 157

Screening

Audrezet MP., Munck A., Scotet V., Claustres M., Roussey M., Delmas D., Ferec C., Desgeorges M.

Comprehensive CFTR gene analysis of the French cystic fibrosis screened newborn cohort: implications for diagnosis, genetic counseling, and mutation-specific therapy
Genetics in Medicine 2015; 17: 108 - 116

Bauca JM., Morell-Garcia D., Vila M., Perez G., Heine-Suner D., Figuerola J.

Assessing the improvements in the newborn screening strategy for cystic fibrosis in the Balearic Islands
Clinical Biochemistry 2015; 48: 419 - 424

Massie J., Gillam L.

Indeterminate Cystic Fibrosis Newborn Screening Results Reply
Pediatric Pulmonology 2015; 50: 211

Nishida K., Smith Z., Rana D., Palmer J., Gallicano GI.

Cystic Fibrosis: A Look into the Future of Prenatal Screening and Therapy
Birth Defects Research Part C-embryo Today-Reviews 2015; 105: 73 - 80

Ren CL., Parad R., Borowitz D.

Indeterminate Cystic Fibrosis Newborn Screening Results
Pediatric Pulmonology 2015; 50: 209 - 210

Scully MA., Farrell PM., Cialfoni E., Griggs RC., Kwon JM.

Cystic Fibrosis Newborn Screening: A Model for Neuromuscular Disease Screening?
Annals of Neurology 2015; 77: 189 - 197

Iluczek A., Clark R., McKechnie AC., Brown RL.

Factors Affecting Parent-Child Relationships One Year After Positive Newborn Screening for Cystic Fibrosis or Congenital Hypothyroidism
Journal of Developmental and Behavioral Pediatrics 2015; 36: 24 - 34

van der Ploeg CPB., van den Akker-van Marie ME., Vernooij-van Langen AMM., Elvers LH., Gille JJP., Verkerk PH., Dankert-Roelse JE.

Cost-effectiveness of newborn screening for cystic fibrosis determined with real-life data
Journal of Cystic Fibrosis 2015; 14: 194 - 202

Wilcken B., Wiley V.

Fifty years of newborn screening
Journal of Paediatrics and Child Health 2015; 51: 103 - 107

Therapy

Amaral MD.

Novel personalized therapies for cystic fibrosis: treating the basic defect in all patients
Journal of Internal Medicine 2015; 277: 155 - 166

Balfour-Lynn IM., Welch K.

Inhaled corticosteroids for cystic fibrosis
Cochrane Database of Systematic Reviews 2014; 10: 10:CD001915

Barry PJ., Ronan N., Plant BJ.

Cystic Fibrosis Transmembrane Conductance Regulator Modulators: The End of the Beginning
Seminars in Respiratory and Critical Care Medicine 2015; 36: 287 - 298

Bell SC., De Boeck K., Amaral MD.

New pharmacological approaches for cystic fibrosis: Promises, progress, pitfalls
Pharmacology & Therapeutics 2015; 145: 19 - 34

Bernarde C., Keravec M., Mounier J., Gouriou S., Rault G., Ferec C., Barbier G., Hery-Arnaud G.

Impact of the CFTR-Potentiator Ivacaftor on Airway Microbiota in Cystic Fibrosis Patients Carrying A G551D Mutation
PLoS One 2015; 10: 4:e0124124

Bodewes FAJA., Verkade HJ., Taminiau JAJM., Borowitz D., Wilschanski M.

Cystic fibrosis and the role of gastrointestinal outcome measures in the new era of therapeutic CFTR modulation
Journal of Cystic Fibrosis 2015; 14: 169 - 177

Boruckowski D., Gladysz D., Demkow U., Pawelec K.

The Potential of Wharton's Jelly Derived Mesenchymal Stem Cells in Treating Patients with Cystic Fibrosis
Lung Cancer and Autoimmune Disorders 2015; 833: 23 - 29

Calabrese C., Tosco A., Abete P., Carnovale V., Basile C., Magliocca A., Quattrucci S., De Sanctis S., Alatri F., Mazzarella G., De Pietro L., Turin C., Melillo E., Buonpensiero P., Di Pasqua A., Raia V.

Randomized, single blind, controlled trial of inhaled glutathione vs placebo in patients with cystic fibrosis
Journal of Cystic Fibrosis 2015; 14: 203 - 210

Chang EH., Tang XX., Shah VS., Launspach JL., Ernst SE., Hilkin B., Karp PH., Abou Alaiwa MH., Graham SM., Hornick DB., Welsh MJ., Stoltz DA., Zabner J.

Medical reversal of chronic sinusitis in a cystic fibrosis patient with ivacaftor
International Forum of Allergy & Rhinology 2015; 5: 178 - 181

Chopra R., Paul L., Manickam R., Aronow WS., Maguire GP.

Efficacy and adverse effects of drugs used to treat adult cystic fibrosis
Expert Opinion on Drug Safety 2015; 14: 401 - 411

Conrad C., Lymp J., Thompson V., Dunn C., Davies Z., Chatfield B., Nichols D., Clancy J., Vender R., Egan ME., Quittell L., Michelson P., Antony V., Spahr J., Rubenstein RC., Moss RB., Herzenberg LA., Goss CH., Tirouvanziam R.

Long-term treatment with oral N-acetylcysteine: Affects lung function but not sputum inflammation in cystic fibrosis subjects. A phase II randomized placebo-controlled trial
Journal of Cystic Fibrosis 2015; 14: 219 - 227

Ermund A., Meiss LN., Scholte BJ., Hansson GC.

Hypertonic saline releases the attached small intestinal cystic fibrosis mucus
Clinical and Experimental Pharmacology and Physiology 2015; 42: 69 - 75

Harrison MJ., Ronan NJ., Khan KA., O'Callaghan G., Murphy DM., Plant BJ.

Ivacaftor therapy in siblings with cystic fibrosis-the potential implications of Itraconazole in dosage and efficacy
Pulmonary Pharmacology & Therapeutics 2015; 31: 49 - 50

Heltshe SL., Mayer-Hamblett N., Burns JL., Khan U., Baines A., Ramsey BW., Rowe SM.

Pseudomonas aeruginosa in Cystic Fibrosis Patients With G551D-CFTR Treated With Ivacaftor
Clinical Infectious Diseases 2015; 60: 703 - 712

Konstan MW., Plant BJ., Elborn JS., Rodriguez S., Munck A., Ahrens R., Johnson C.

Efficacy Response in CF Patients Treated With Ivacaftor: Post-Hoc Analysis
Pediatric Pulmonology 2015; 50: 447 - 455

Konstan MW., Sharma A., Moroni-Zentgraf P., Wang F., Koker P.

Safety, Tolerability, and Plasma Exposure of Tiotropium Respimat(R) in Children and Adults with Cystic Fibrosis
Journal of Aerosol Medicine and Pulmonary Drug Delivery 2015; 28: 137 - 144

Luan J., Zhang YF., Yang S., Wang X., Yu B., Yang H.

Oridonin: A small molecule inhibitor of cystic fibrosis transmembrane conductance regulator (CFTR) isolated from traditional Chinese medicine
Fitoterapia 2015; 100: 88 - 94

Middleton A., Robinson PD., McKay K., Jaffe A., Selvadurai H.

A pilot study of inhaled dry-powder mannitol during cystic fibrosis-related pulmonary exacerbation
European Respiratory Journal 2015; 45: 541 - 544

Miller MR., Soave D., Li WL., Gong JF., Pace RG., Boelle PY., Cutting GR., Drumm ML., Knowles MR., Sun L., Rommens JM., Accurso F., Durie PR., Corvol H., Levy H., Sontag MK., Strug LJ.

Variants in Solute Carrier SLC26A9 Modify Prenatal Exocrine Pancreatic Damage in Cystic Fibrosis
Journal of Pediatrics 2015; 166: 1152 - U603

Murphy SV., Atala A.

Cell therapy for cystic fibrosis
Journal of Tissue Engineering and Regenerative Medicine 2015; 9: 210 - 223

Quon BS., Schaeffer MR., Molgat-Seon Y., Wilkie SS., Wilcox PG., Guenette JA.

Physiological mechanisms of dyspnea relief following cystic fibrosis: A case report ivacaftor in cystic fibrosis: A case report
Respiratory Physiology & Neurobiology 2015; 205: 105 - 108

Sahli C., Fredj SH., Siala H., Bibi A., Messaoud T.

First study of angiotensin converting enzyme in cystic fibrosis Tunisian patients
Clinical Chemistry and Laboratory Medicine 2014; 52: E211 - E215

Schneider EK., Huang JX., Carbone V., Baker M., Azad MAK., Cooper MA., Li J., Velkov T.

Drug-drug plasma protein binding interactions of ivacaftor
Journal of Molecular Recognition 2015; 28: 339 - 348

Sheikh SI., Long FR., McCoy KS., Johnson T., Ryan-Wenger NA., Hayes D.

Ivacaftor improves appearance of sinus disease on computerised tomography in cystic fibrosis patients with G551D mutation
Clinical Otolaryngology 2015; 40: 16 - 21

Sheikh SI., Long FR., Mccoy KS., Johnson T., Ryan-Wenger NA., Hayes D.

Computed tomography correlates with improvement with ivacaftor in cystic fibrosis patients with G551D mutation
Journal Of Cystic Fibrosis 2015; 14: 84 - 89

Taylor-Cousar JL., Wiley C., Felton LA., St Clair C., Jones M., Curran-Everett D., Poch K., Nichols DP., Solomon GM., Saavedra MT., Accurso FJ., Nick JA.

Pharmacokinetics and tolerability of oral sildenafil in adults with cystic fibrosis lung disease
Journal of Cystic Fibrosis 2015; 14: 228 - 236

Yousef S., Solomon GM., Brody A., Rowe SM., Colin AA.

Improved Clinical and Radiographic Outcomes After Treatment With Ivacaft or in a Young Adult With Cystic Fibrosis With the P67L CFTR Mutation
Chest 2015; 147: E79 - E82

Transplantation

Budding K., van de Graaf EA., Otten HG.

Humoral immunity and complement effector mechanisms after lung transplantation
Transplant Immunology 2014; 31: 260 - 265

David V., Feldman D., Danner-Boucher I., Le Rhun A., Guyomarch B., Ravilly S., Marchand C.

Identifying the educational needs of lung transplant recipients with cystic fibrosis
Progress In Transplantation 2015; 25: 18 - 25

Hayes D., Mccoy KS., Whitson BA., Mansour HM., Tobias JD.

High-risk age window for mortality in children with cystic fibrosis after lung transplantation
Pediatric Transplantation 2015; 19: 206 - 210

Kirkby S., Whitson BA., Wehr AM., Lehman AM., Higgins RS., Hayes D.

Survival benefit of induction immunosuppression in cystic fibrosis lung transplant recipients
Journal of Cystic Fibrosis 2015; 14: 104 - 110

Lynch JP., Sayah DM., Belperio JA., Weigt SS.

Lung Transplantation for Cystic Fibrosis: Results, Indications, Complications, and Controversies
Seminars in Respiratory and Critical Care Medicine 2015; 36: 299 - 320

Otani S., Westall GP., Levvey BJ., Marasco S., Lyon S., Snell GI.

Managing central venous obstruction in cystic fibrosis recipients-lung transplant considerations

Journal of Cystic Fibrosis 2015; 14: 255 - 261

Stacey D., Vandemheen KL., Hennessey R., Gooyers T., Gaudet E., Mallick R., Salgado J., Freitag A., Berthiaume Y., Brown N., Aaron SD.

Implementation of a cystic fibrosis lung transplant referral patient decision aid in routine clinical practice: an observational study

Implementation Science 2015; 10: ArNo: 17

Thomson S., Alibhai K., Winkelaar G., Lien D., Halloran K., Kapasi A., Weinkauff J.

Case Report of Vertebral Osteomyelitis and Mycotic Abdominal Aortic Aneurysm Caused by *Scedosporium apiospermum* in a Lung Transplant Patient With Cystic Fibrosis

Transplantation Proceedings 2015; 47: 204 - 209